


*The Mayes County Fair Board,
Collectively and Unanimously,
Dedicate our 2020 Mayes County Fair To:*
Tom Giles



For his years of service to the Youth of Mayes County,
and the Mayes County Fair Board.

Thanks!

- County Commissioners
- Excise Board
- Livestock Sale Buyers
- Add-On Supporters
- Subscribers to Fair Book Ads
- Vocational Agriculture Teachers
- 4-H Organizational Leaders
- All Fair Boosters – In All The Many Ways
- All Exhibitors and Daily Visitors To Our...

2020 Mayes County Fair

We Appreciate
Your Support!

Index

Dedication	1	4-H Model Rocketry	90
Thanks	2	4-H Wood Science	90
Index	3	4-H Shooting Sport	92
County Leaders	4	4-H Entomology	93
Calendar of Events	6	4-H Forestry	95
Farm Family	10	4-H Geology	96
2019 Fair Supporters	10	4-H Wildlife	97
Giles Beef Proficiency	12	Fish	99
General Rules	15	Bird	100
Exhibitor Eligibility	16	Wildflowers	100
Premium Auction Rules	17	4-H Environmental	101
Arrival & Release Times	20	4-H Crops	104
Dress Code of Ethics	20	4-H Forage Plants	106
Show Ring Code of Ethics	21	4-H Home Garden	107
Swine Division	25	4-H Home Grounds	109
Sheep Division	33	4-H House Plants	110
Meat Goats	35	FFA Corn Exhibit	125
MC Steer Program	39	FFA Grain Sorghum	125
Beef Cattle Division	42	FFA Threshed Wheat	125
Dairy Cattle Division	44	FFA Other Grain	126
Horse Show Division	47	FFA Legume Seed	128
Horse Timed Events	48	FFA Legume Forage	128
Poultry Division	52	FFA Tame Forage	128
Jr. Mkt. Broiler Show	54	FFA Native Grass	126
Open Crops	58	FFA Pasture & Range	129
Open Horticulture	60	FFA Horticulture	129
Open Class Honey	60	FFA Farm Shop	130
Open Class Sunflower	60	FFA Agri-Science Project	130
4-H Section	62	HCE Food Preservation	132
4-H Education Booth	64	HCE Clothing	132
4-H Photography	65	HCE Art	133
4-H Expressive Arts	68	HCE Photography	133
4-H Technology	69	HCE Foods	134
4-H Robotics	72	HCE Educational Display	135
4-H Fabrics & Fashion	74	Open Class Canning	137
Fun Items	76	Open Class Foods	138
Personal Image	77	Open Class Wheat	141
Textiles	79	Open Class Clothing	141
4-H Child Care	82	Open Class Arts & Crafts	142
4-H Food & Nutrition	85	Floriculture	144
4-H Personal Development	86	Open Photography	148
4-H Postmark	88	Pet Show	149
4-H Electric Exhibit	89	Listing of Advertisers	153

2020 Mayes County Fair

OFFICERS

Kelly Brown.....President
David Robison.....Vice-President
Dale Countryman.....Secretary
Tim Courtney.....Treasurer

BOARD MEMBERS

DISTRICT 1:

Kelly Brown..... Pryor
Dale Countryman.....Adair
Toby Graves.....Adair

DISTRICT 2

Dale Chupp.....Chouteau
Larry Ramsey,.....Pryor
Tim Courtney.....Chouteau

DISTRICT 3:

Mike Kirk.....Locust Grove
Wade Parker.....Locust Grove
David Robinson.....Locust Grove

EXTENSION SERVICE - AGRICULTURAL CENTER

Mike Rose.....Agriculture Educator
April Hauenstein.....4-H Educator
Charlotte Pinkston.....Extension Secretary

VOCATIONAL AGRICULTURE INSTRUCTORS

Devon DeLozier & Shane Johnson.....Adair
Jack Crawford.....Chouteau
Ray Pell & Ethan Propp.....Locust Grove

Walt Taylor & Jarrod Melugin.....Pryor
Crystal Pritchett.....Salina

4-H ORGANIZATIONAL LEADERS

Leanna Wright.....Adair
Amber HagarChouteau
Jennifer Newton.....Chouteau Wildcats
Polly Robinson.....Locust Grove
Jennifer Grossman.....Pryor
Valerie WolfSalina

HOME AND COMMUNITY EDUCATION MAYES COUNTY OFFICERS

President.....Deloris Cobb
Vice-President.....Julia Minton
Secretary.....Janet Larson
Treasurer.....Lydia Troyer

LOCAL ORGANIZATION OFFICERS 2020

Better Homes.....Lydia Troyer
Enterdel.....Sandra McCrabb
Progressive.....Janet Larson
Locust Grove.....Jean Giesecke
Pryor Patchers.....Deloris Cobb

2020 Mayes County Fair

CALENDAR OF EVENTS

FRIDAY, SEPTEMBER 4

7:00 P.M.Horse/Mule Timed Events-Arena

SATURDAY, SEPTEMBER 5

7:00 P.M.....Horse/Mule Performance & Halter Classes-Arena (Including nominated classes)

WEDNESDAY, SEPTEMBER 9

8:00 AM- 5:00 PM.....Market Goats, Lambs, Breeding Does

5:00 PM – 6 PM.....Check in Broilers

6:00 P.M.....Weigh Market Lambs, followed by Meat Goats

7:00 PM.....Judging of Broilers in Show Barn

THURSDAY, SEPTEMBER 10

8:00 AM.....Check in all Market Swine, Bred & Owned, Futurity

8:00 A.M.....Showmanship, Judging of Bred and Owned followed by Judging of Market Lambs

3:00 - 7:00 P.M.....Enter 4-H, Youth, Open Class, Floriculture, Crops, Agriculture, Open Photography exhibits – **EVENT CENTER**

5:00 P.M.Showmanship, Judging of Bred & Owned, Does, Market Goat Show

5:00 P.M.....All Dairy must be in place

Evening.....Carnival

8:00 PM.....All Hogs must be in place

FRIDAY, SEPTEMBER 11

8:00 A.M.....All Beef exhibits must be in place

8:00 A.M.....Weigh-in all Swine

8:00-9:00 A.M.....Check in Rabbit Entries

9:30 A.M.....Rabbit Show, Judging of 4-H, Youth Open Class, Floriculture, Horticulture, Crops, Open Photography, etc. **(Event Center will be closed during judging.)**

11:00 A.M.....Weigh Market Steers, followed by Heifers, Nominated Steers

1:00 PM.....Showmanship, judging of all Jr. Dairy followed by Dairy Pee Wee Showmanship

12:00 PM..... All nominated Horses for Premium Sale must be in place

1:00 P.M.....Event Center Opens for Viewing of Exhibits

4:00-9:00 P.M.....Poultry Entries (Exhibit Birds)

5:00 P.M.....County Raised Performance Steers followed by Mini Herefords, Judging of Jr. Market Steers, Showmanship followed by Beef Heifers

9:30 P.M.Event Center Closes

Evening.....Carnival

SATURDAY, SEPTEMBER 12

8:00A.M.....Judging of Poultry Exhibits
8:00 A.M....Showmanship, Judging of Swine under 190# & over 280#followed by Market Swine
10:00 A.M.....Event Center Opens
5:PM..... Bred & Owned Swine followed by Green Country
Futurity, Pee Wee Swine Fun Show Swine
1:00 P.M.....Poultry Showmanship Red Barn
9:30 P.M.....NorthExhibitBuilding Closes
Evening.....Carnival

SUNDAY, SEPTEMBER 13

10:30A.M.....CowboyChurch
12:30 P.M.....Beef Proficiency Written Test
12:30 P.M.....Judging of Pee Wee Beef Showmanship, Sheep PeeWee
Showmanship and Pee Wee Goat Showmanship
1:00P.M.....Event Center Opens
1:30 P.M.....MayesCounty Tractor Driving Contest
2:00 P.M.....Beef Fitting Contest
2:00PM.....Doe Fitting Contest
2:30 P.M.....Pedal Pull Contest
3:30 P.M.....Pet Show (Sign In)
4:00 P.M.....Release of all Poultry
4:00 P.M. Release of all animals not in premium sale
5:00 P.M.....Poultry Awards Presentation in Show Barn
5:30 P.M.....Pet Show –Show Barn

MONDAY, SEPTEMBER 14

9:00 A.M..... ALL EXHIBITORS IN THE PREMIUM SALE MUST
REPORT TO THE SHOW BARN FOR SALE SET UP. WE WILL CALL ROLL AT 9:00A.M.
AND THEN AGAIN AFTER SET UPISCOMPLETED. YOU MUSTBE PRESENT TO
PARTICIPATE IN THE PREMIUMAUCTION.**MANDATORY, NO EXCEPTIONS!**

2:00 P.M..... Tom Giles Beef Proficiency Interview
4:00 P.M-6:00 P.M.....Release of all indoor exhibits & placing checks
6:00 P.M.....Awards Presentation - Show Barn
7:00 P.M.....Premium Auction - Show Barn

2020 FARM FAMILY

Jerry and Glinda Knott



Jerry and Glinda Knott have been married for 53 years. They live on a small farm south of Locust Grove where Jerry raises hair sheep, has laying hens, and grows a beautiful garden. Jerry is good with his hands and enjoys tinkering in his wood shop. Glinda is a retired teacher, an excellent cook, and bakes the most amazing birthday cakes. They are “Papa and Mammy” to 8 grandchildren, and 8 great grandchildren. They have two children, Mark and their beloved daughter, Jerri Dawn Ooten, that they lost to cancer in 2018.

Jerry and Glinda have always been involved in 4H and FFA. Jerry showed pigs and sheep in high school. Later, he coached 4H livestock judging teams and hauled them to many contests throughout the state. He was a fairboard member for several years and continued his support for FFA and 4H as owner of Locust Grove Feed for over 20 years. They have always been a big supporter in the local premium sales, bean suppers, and benefits. Glinda's pecan pies are usually a top seller at the pie auctions. They can always be found at the county fair supporting friends and family members.

Their farm has produced several sheep that their children and grandchildren have shown over the years. They always have sheep grazing with guard dogs nearby on their cozy farm. Jerry

has a huge garden that produces an abundance of vegetables that Glinda enjoys canning. Jerry raises laying hens and is known for always sending his kids and grandchildren home with a dozen farm fresh eggs when they come to visit. Jerry also helps his family and friends by being their personal handyman. He can fix just about anything and is called on for his help regularly by his family. Anytime they have a “project”, he is good to jump in and help. He is a good papa! Glinda retired from Locust Grove Public Schools as an elementary and special education teacher. Her love of teaching has always been evident in her creative classrooms and teaching strategies. She has been a positive influence on many families over the years. She is also well known for being an excellent cook. She provides beautiful table settings with mouth watering food for her family on holidays and special occasions. Her birthday cakes are an important thing that her grandchildren look forward to every year. She has made well over 200 custom birthday cakes for her family. She is a good Mammie!

Jerry and Glinda have supported their grandchildren in and out of the showring, athletic fields, and gymnasiums. They have been a beautiful example of country living. They love each other, their children, grandchildren, and friends. They are so deserving of this honor of Farm family of the year. They have contributed greatly to their community and beyond. We want them to know how much they are loved and appreciated for all that they do..



**Mayes County
Farm Bureau**

**Is Proud to Award the Farm
Family
Jackets**

Roberts Auto Group
Thanks to our Mayes County Fair Supporters
Premium Auction Buyers and Add-Ons

4K Farm-Kelly & Krista Brown
Adair Public Schools
Ag Choice /MFA
Arvest Bank
Bank of Commerce – Adair
Bank of Commerce – Chouteau
Bank of Locust Grove
Baxter Coop
Beggs Pharmacy Inc
Best Dump Trucking
Bill & Alline Kemp
Brakefield Equipment Inc
Brewer Construction Co
Brundage-Bone
Bryce Hauenstein
Bud & Jennifer Finney
C & L Supply
Campbell's Insurance
Carolyn Engles
Carolyn Marshall
Charles Finney
Chouteau Lime Co, Inc-Agricultural Supplies
Christ & Celya Glowacki
Christie Yoder Agency
Chupp Enterprises
Chupp Implement Company
Chupps Auction Co
Clark's Body Shop
Clay Larremore
Cobb-Vantress
Conrad Bresnahan
Cowan Insurance
Coy & Ilene Alexander
Coylene Haley
Coyote Run Vinyard
Dale & Maria Chupp-Coldwell Baker NEOKLA Select
Dale Countryman Jr
Darren DeLozier

Dennis & Rita DeLozier - DeLozier Ranch
Detail Tool and Machine
Dillon Herndon - Farmers Insurance
Doc Gray
Donnie & Susan Johnson
Downing Propane
Exciting Southeast Baptist Church
Farmers & Ranchers Livestock Auction, Inc
Faye Packard
First National Bank
First Priority Bank
First State Bank
Francis Head
Franz Sontag
Fred & Jane Harding
Froman Propane Co Inc
Fury Farms Inc
Gates Enterprises-Steve & Judy Gates
Gates Farms - Jesse & Faith Gates
Gay Seiber
Gerome & Donna Teehee
Gibson Bait and Tackle
Ginger & Darryl Wilson
Heath & Mandi Massey
Heritage Flooring
Hooks One Stop
IMI - Eddie & Sheryl Peters
Inola Feed
James Gates State Farm Ins
Jamie Eby
Jaybelle Construction LLC
Jer-Co Industries
Jerry & Debbie Zumstein
Jerry Cowan
Jiffy Stop
Jim & Carrie Graves
Jim Bob & PJ Hendrickon
John & Debbie Baumert

Johnna Long
Joplin Regional Stockyards
Karla Meislahn-CB Neokla Select
Kemp Farms - Mike & Beverly
Kenny & Linda Baker

Kevin & Patty Whiteside
Kubota Center
Kyle & Amber Elam
L&S Feed and Supply, Inc
Lakeside Bank of Salina
Leach Livestock Auction - Joe & Kyla Simpson
Lillian & DeWayne Hodgson
Locust Grove Feed
Locust Grove FFA & 4-H Booster Club
Lori Helton
Mark, Kim & Zach Meadows
Masters Heat and Cool
Matthew & Laurel Swift
Mayes County Farm Bureau
Mayes County Feed LLC
Means Furniture
Melvin Chupp
Merl Troyer - Farm Bureau Insurance
Mid America Feeds & Farm and Ranch
Mighty Acres
Mike & Lana Bringardner
National Livestock Credit Corp
Northeast Rural Services, Inc
Northstar Church
O Connor Company
OK AG Credit
Oklahoma State Bank
P&K Equipment Inc.
Papa Monty & Nana Leonard
Peper Patch Farms - Art & Trent Peper
Pig-N-Out
Pryor Stone
Pryor Veterinary Hospital Inc
QMI Inc

Quantie Sales
Rafter 3 Ranch - Larry & Becky Ramsey
RCB Bank
Red Crown Federal Credit Union
Reliable Poultry Supply
Richard & Dian Powell
Roberts Auto Group
Rob & Charlotte Pinkston
Roger Head in Honor of John Head
Salina Area Chamber of Commerce
Salina-Spavinaw Telephone Company, Inc
Sammy Cain
Shane Best Trucking
Simmons Foods
Simpson Farm
South Coffeyville Stockyard Inc
Stanley & Cindy Chupp
Stephens Key Funeral Home
Stephenson Oil Co
Stillwater Milling Company
Tax Wise
The Cross Pharmacy
The Shop on 28
Tipton Cattle
Tom & Sheree Caldwell
Travis & Alisa Cannady
Troyer - Weaver Insurance Agency
Tulsa Stockyards, Inc
Vickrey Heat & Air
Welch State Bank
Welch Stockyards
Westside Freewill Baptist
Woodshed of Adair, LLC
Y-Knot Ranch

**• MAYES COUNTY ANNUAL PERFORMANCE STEER
PROGRAM**

April 11, 2020 through September 11, 2020

Sponsored by: MAYES COUNTY CATTLEMEN'S ASSOCIATION

OBJECTIVE

To teach Mayes County youth about the today's beef industry through "hands-on" experiences. This will be accomplished with selection, daily care and management of the steer which includes feeding the proper kind and amount of feed, preparing and showing beef projects and following the animals through the processing plant and learning how well their steer fits the current market.

Rules changes are in bold letters.

RULES

1. Steers must be born in Mayes County and must be purchased from producers who live in Mayes county or have pastures in Mayes County. Producers must be a current member of the Mayes County Cattlemen's Association. Participants may use a steer they have raised from their herd or their family's herd. **NO STEERS FROM OUTSIDE THE COUNTY WILL BE ELIGIBLE TO PARTICIPATE.** Each exhibitor can nominate up to three performance steers, but only two steers per exhibitor can complete the contest and be eligible for the awards.

2. All steers nomination forms must be turned into Pam Dorsey 5030 S. 427 Pryor, Ok 74361 by April 1, 2020. Steers will be tagged, weighed, and nose printed on Saturday, April 11, 2020 at 10:00 A. M. The weigh-in will be at the Charles Dorsey Ranch. Pictures will be taken at that time to be used in the final wrap-up and awards program. **EXCESSIVE SHRINKING BEFORE WEIGHING IN IS DISCOURAGED. YOU ONLY HURT YOUR STEER'S CHANCES OF GRADING CHOICE.** Steers will be shown at the Mayes County Fair on September 11, 2020 in the County Bred class. **STEERS THAT SHOW IN THE COUNTY BRED CLASS MUST GO TO THE PROCESSING PLANT. THIS IS A TERMINAL CLASS.** The steers will also be eligible to show in the regular steer show at the fair. Performance steers must complete the nomination requirements of the Mayes County Fair to show in the regular steer show at the Mayes County Fair. The County Bred steer exhibitors must abide by rules of the Mayes County Fairboard printed in the fairbook. Steers must be at the processing plant by Tuesday, September 15 2020. The steers' carcass measurements will be taken on Friday September 18, 2020.

3. This program has three phases and a record book:

1. Average daily gain (ADG) will be measured from weigh-in day (April 11) to weigh-in day at the fair (September 11) or 153 days.

2. Live Evaluation will be determined by a judge for the Mayes County Fair Beef Show (Performance Steer) class. Steers will enter the ring in order of ADG with the highest first.

3. Carcass placing will be determined by using the OK Steer Feed out Carcass Index which uses carcass weight, fat cover, ribeye area, internal fat and quality grade to rank carcasses according to industry needs.

EXHIBITORS WILL USE THEIR STEER'S PRICE PER CWT. FOR THEIR QUALITY GRADE AND YIELD GRADE BASED ON THE NATIONAL AVERAGE. PRICE LIST WILL BE FURNISHED TO EXHIBITORS ON FRIDAY SEPTEMBER 18, 2020. THIS PRICE WILL BE USED TO FIGURE PROFIT OR LOSS IN THEIR RECORD BOOK.

Record books must be turned in at the Mayes Co. Extension Office by 4:00 P.M. on Monday Sept. 21, 2020.

4. An awards program will be held on September 28, 2020 and each phase winners will be announced. Slides of the rib-eyes of the steers and the steers at the start and finish of the program and all results will be shown.

**AWARDS THIS YEAR
NO OVERALL PLACING**

ADG, Live evaluation and Carcass placings will be awarded as follows:

1st- \$500.00 & buckle

2nd- \$400.00

3rd- \$300.00

4th- \$200.00

5th- \$100.00

STEERS MUST COMPLETE ALL 3 PHASES OF THE PROGRAM AND TURN IN A RECORD BOOK TO BE ELIGIBLE FOR ANY AWARDS.

All participants will receive an award.

Those participants who complete the record book will receive the \$100.00 cash award from the Tom Giles Education Fund.

GILES BEEF PROFICIENCY SCHOLARSHIP AND HEIFER CONTEST

Tom Giles has generously agreed to award \$5000 in scholarships and a quality commercial heifer at the Mayes County Fair.

1. Must be a beef exhibitor at the 2020 Mayes County Fair.
2. Must be in 4-H or FFA. It does not include clover buds.
3. Division 1 - At least 8 years old and 3rd, 4th or 5th grade
Division 2 - 6th, 7th and 8th grade
Division 3 - 9th and 10th grade
Division 4 - 11th, 12th grade and or just graduated High School in May of 2020
Division is determined by the grade in school they are in on the day of the contest.

Division First place winners are eligible to advance to the next division regardless of grade.

4. Division 1 winner receives a commercial heifer
Division 2 winner receives a \$1000 scholarship
Division 3 First place winner receives a \$1500 scholarship
Division 3 Second place winner receives a \$500 scholarship
Division 4 First place winner receives a \$1500 scholarship
Division 4 Second place winner receives a \$500 scholarship

All scholarships are redeemable after the exhibitor has satisfactorily completed one semester of advanced education (post high school). Some examples of advanced education include college, vocational or technical training.

5. Must take a written test on Beef Production and Management on Sunday, September 13th, 2020 at 12:30 PM at the Ag Center.
6. Top 10 scores in each division on the written test will interview on Monday, September 14th, 2020 at 2:00 PM at the Ag Center. The final score is half written exam and half interview score.
7. **Participants can win each division only once!!** If you place second in Division's 3 or 4 then you can still compete in that division if you meet the grade requirements. You can only receive the second place scholarship in Divisions 3 and 4 twice.
8. Scholarship winners before 2020 are eligible to compete for additional scholarships if they

meet the grade requirements for the new divisions.

9. Scholarships must be redeemed within 3 years after graduating from high school. Call Mike Rose, 825-3241, for additional

details. **Thank you, Tom Giles!**



Moore's Fish Farm

www.moorefishfarm.com



*** Channel Catfish * Northern Largemouth Bass * Hybrid Bluegill * Straight Bluegill ***
*** Fathead Minnows * Triploid Grass Carp * Black Crappie * Tilapia * Koi ***

-
- We stock Fingerlings twice a year in the Spring and Fall
 - Other sizes of fish available upon request
 - Monthly Fish Fry open to public March thru November
 - We sell grain fed beef
 - For more information and dates call or visit our website

**Good Luck to all
4-H and FFA Exhibitors!**

25353 South 4230 Road
Inola, OK 74036
Phone: (918) 341-4194 Fax: (918) 341-1012

Special To Exhibitors
Farm Credit Services

will present an
AWARD

To the Exhibitor of the
GRAND CHAMPION MARKET STEER
GRAND CHAMPTION MARKET SWINE
GRAND CHAMPION MARKET LAMP
GRAND CHAMPION MEAT GOAT



Mayes County
Farm Bureau

Is Proud to Award the "His and Hers"
Jackets

To the Mom & Pop of the
Farm Family of the Year

Special To Exhibitors



O K L A H O M A
FARM BUREAU MUTUAL
INSURANCE COMPANY

Will Award To All
SHOWMANSHIP WINNERS

Belt Buckles

GENERAL RULES

1. These rules and regulations shall apply to each and every department of the Fair. All exhibitors and concessionaires are required to familiarize themselves with these rules.
2. The Mayes County Fair Board has the final and absolute right to interpret these rules and regulations and arbitrarily settle and determine all matters, questions or differences in regard thereto or otherwise arising out of, collected with, or incident to the Fair.
3. The Mayes County Fair Board reserves the right to amend, change or add to these rules and regulations as they, in their judgment, may deem advisable.
4. Any person who violates any of these rules or regulations will forfeit all privileges and premiums and shall be subject to such penalty as the Mayes County Fair Board may order.
5. The Mayes County Fair Board reserves the right to prorate any or all premiums.
6. Exhibitors will be required to keep their spaces or stalls clean by removing any trash or litter and placing it in a designated area outside of the building where it can be picked up.
7. All animals must be in good health. No animal affected with a disease will be permitted to occupy any of the exhibit pens. The Fair Board will not be responsible for any outbreak of disease that may occur. No shots or vaccinations are to be given to any animal during any fair day without the permission of that Section Superintendent and two other fair board members. Violation of this rule will disqualify the exhibitor and exhibit from showing.
8. Each Exhibitor is eligible to repeat themselves in Showmanship classes, provided they own and show their own animal in that division. Ages are: Junior 8-12 years, Intermediate 13-15 Senior 16-18 years and older, on opening day of fair.
9. An exhibitor may not receive more than two premiums per class unless otherwise stated.
10. **All electrical and/or extension cords must be the three-prong grounded type.**
11. **All fans must have blade guards in place and used in a proper manner. Any piece of equipment deemed unsafe must be removed if so ordered by the Mayes County Fair Board.**
12. All exhibits must be shown by owner unless permission is granted by **Mayes County Fair Board**. If permission is granted the animal must be exhibited by a Mayes County 4-H or FFA member that is exhibiting at the fair in any junior show.
13. First place animals in each class will show for Breed Champion and the balance of First Place and one Second Place animal will show for Reserve Breed Champion, unless otherwise stated in the different departments.
14. Champions of each breed will show for Grand Champion and the balance of Champions and one Reserve Champion will show for Reserve Grand Champion, unless otherwise stated in the different departments.
15. Animals in market classes must be steers, barrows or gilts, wether or ewe lambs.

ALL EXHIBITORS IN THE PREMIUM SALE MUST REPORT TO THE SHOW BARN ON MONDAY, SEPTEMBER 14, 2020 FOR SALE SET UP. WE WILL CALL ROLL AT 9:00 A.M. AND THEN AGAIN AFTER SET UP IS COMPLETED. YOU MUST BE PRESENT AT BOTH ROLL CALLS TO PARTICIPATE IN THE PREMIUM AUCTION. MANDATORY, NO EXCEPTIONS!

GENERAL RULES-continued

16. Superintendent for each department shall determine breed classification of animals, if questionable.
17. Superintendents will assign all stalls or pens. No pens or stall assignments are to be changed without prior approval of the Superintendent. No straw, hay or carpet is allowed in barn for bedding.
18. **Keep grooming chutes in the designated area only.**
19. **Security guard will have a book for people who are in the livestock barn to log them in and out from Midnight to 6:00A.M.**

EXHIBITOR ELIGIBILITY

20. All junior exhibitors must be properly enrolled in 4-H or FFA and attend school or have primary residence in Mayes County.
21. All 4-H or FFA exhibitors must be a member of a 4-H Club or FFA Chapter for a period of not less than 90 days prior to opening day of Fair. 4-H Club members must be 8 years old and in the 3rd grade on or before opening day of Fair to be eligible to show. The eligible age limit is the fall semester after graduation from high school.
22. If a 4-H or FFA exhibitor establishes legal residence or starts attending school in Mayes County after June 1, they must contact the county 4-H agent or FFA instructor of the school they will be attending or the Mayes County Fair Board prior to August 31 in order to establish proper eligibility and ownership of their animal(s). All 4-H and FFA members must reside with parents or legal guardians. At that time, the Mayes County Fair Board will take appropriate steps to determine their eligibility to participate in the Mayes County Fair. Exhibitors, if in compliance with the above rule, will be eligible for the premium auction and any and all premiums.

ACADEMIC ELIGIBILITY

23. All junior exhibitors must have continuously owned their exhibit by July 1, 2020 until opening date of the Fair and personally have fed their calf, lamb, goat or swine under the supervision of their County Extension Agent or FFA Chapter supervisor with the exception of the broilers.
24. Each junior exhibitor is eligible to show and repeat himself in showmanship classes as long as he owns and shows his own animal in that division.
25. No exhibit or exhibitor, either Junior or Open Division, may compete in another county fair this year. Violation of this rule shall result in forfeit of all ribbons and premiums. No entry will be accepted for display if there is no class for it.
26. All Open Class exhibitors must be residents of or property owners in Mayes County.

ALL EXHIBITORS IN THE PREMIUM SALE MUST REPORT TO THE SHOW BARN ON MONDAY, SEPTEMBER 14, 2020 FOR SALE SET UP. WE WILL CALL ROLL AT 9:00 A.M. AND THEN AGAIN AFTER SET UP IS COMPLETED. YOU MUST BE PRESENT AT BOTH ROLL CALLS TO PARTICIPATE IN THE PREMIUM AUCTION. MANDATORY, NO EXCEPTIONS!

27. **Each exhibitor will be allowed to show a maximum of 5 animals, all species combined except poultry with 10 head maximum.**
28. Youth who have been declared ineligible to participate in extracurricular activities by their local school administration will be declared ineligible to participate in this show.
29. Youth who are eligible on the first day of the show will be considered eligible through the duration of the show.
30. If an exhibitor is ineligible to participate in the show for any reason, including rules of the Oklahoma Secondary Schools Activity Association, the animals owned by the exhibitor are also ineligible for the show.
31. Ineligible youth who participate in the show will forfeit all show and/or sale premiums and awards and will be subject to disciplinary action as provided by the local school policies.
32. It will be the responsibility of the local FFA instructors and 4-H leaders to notify the Show Management if a particular student is ineligible to participate.

PREMIUM AUCTION

33. Each exhibitor cannot nominate more than 8 animals or more than 2 per class. Nomination forms will be available through the county FFA Instructors, 4-H Leaders, Mayes County Fair Board or County Extension Office. Each nomination form must be filled out completely online at mayescountyfair.com and received by July 1, 2020.
 - A) Dairy heifer must present a copy of their registration certificate at nomination time or furnish two photographs, one from left side and one from right side, along with nomination form. This can be done by submitting them to mayescountyfairboard@yahoo.com Heifers must show in the Senior Yearling Division or younger and cannot have had a calf and must be registered in name of individual exhibitor.
 - B) Beef steers must furnish a tag or tattoo number on nomination form. These tag or tattoo numbers will be checked at weigh-in time during the Fair. If steers have been nominated for the Tulsa State Fair, it is advisable to use that tag number. To be eligible for the premium sale steers must weigh a minimum of 950 lbs.
 - C) Beef heifers must be registered by their respective breed association in the individual exhibitor's name. Their tattoo number must be listed on the nomination form, along with date of birth and registration number, if available.
 - D) Commercial heifers must provide pictures (front and side views) and must meet Rule 33 in the 2020 Fair Book. This can be done by submitting them to mayescountyfairboard@yahoo.com

ALL EXHIBITORS IN THE PREMIUM SALE MUST REPORT TO THE SHOW BARN ON MONDAY, SEPTEMBER 14, 2020 FOR SALE SET UP. WE WILL CALL ROLL AT 9:00 A.M. AND THEN AGAIN AFTER SET UP IS COMPLETED. YOU MUST BE PRESENT AT BOTH ROLL CALLS TO PARTICIPATE IN THE PREMIUM AUCTION. MANDATORY, NO EXCEPTIONS!

- E) All lambs must have nominations forms filled out at mayescountyfair.com by **JULY 1, 2020 NO EXCEPTIONS**. All sheep showing at the Mayes County Fair **must have an official USDA scrapie tag** in their ear. Tags should have been put in by the breeder of the lamb. **Tags will not be put in by the fair board. Lambs without tags will not be eligible to show.**
- F.) Yearling mares and yearling geldings must be nominated by **JULY 1, 2020**. Forms must be filled out at mayescountyfair.com. You must submit a copy of registration papers along with color photos (front and side view). This can be submitted by sending them to mayescountyfairboard@yahoo.com. If the photos are not clear you will be asked to resubmit them. When you arrive at the fairgrounds you must have current negative coggins. If the papers show stallion you must have a vet certificate showing that the horse has been gelded. All horses must have nomination forms in by **JULY 1, 2020 NO EXCEPTIONS**.
- G.) All market goats must have nominations forms filled out at mayescountyfair.com by **JULY 1, 2020, NO EXCEPTIONS**. All goats showing at the Mayes County Fair must have an official USDA scrapie tag in their ear. Tags should have been put in by the breeder of the kid. Tags will not be put in by the fair board. **Goats without tags will not be eligible to show.**
- H.) All breeding doe's must have nominations forms filled out at mayescountyfair.com by **JULY 1, 2020, NO EXCEPTIONS**. All goats showing at the Mayes County Fair must have an official USDA scrapie tag in their ear. Tags should have been put in by the breeder of the kid. Tags will not be put in by the fair board. **Goats without tags will not be eligible to show.**
- I.) All swine nominations must be filled out at mayescountyfair.com by **JULY 1, 2020 NO EXCEPTIONS**.

Family nominations will be allowed for the following species of animals.
(market swine, market meat goat, market lambs, markets steer, market broiler & dairy only)

34. Animals selected for the Premium Auction will be determined by the following methods:

Market Steers	50% of total shown or 13 head maximum which includes Grand & Reserve Grand Market Steer.
Market Sheep	25% of total shown or 13 head minimum.
Meat Goats	25% of Goats shown.
Breeding Doe	25% of Breeding Does Shown
Broilers	Must be a minimum of 10 pens exhibited to have 2 pens in the premium auction.
Market Swine	25% of each breed shown, to qualify as a breed there must be 10 animals of that breed shown
Beef Heifers	15% of total shown or thirteen (13) head minimum including Grand & Reserve Grand Beef Heifer and Grand & Reserve County Raised Heifers.
Dairy Heifers	15% of total shown or nine (9) head minimum

- of which no more than five (5) can be selected of any one breed unless there are less than five (5) animals of all other breeds combined. **Commercial heifers are not eligible for Supreme, or Reserve Supreme.**
- Horses If minimum number (4) is shown per gender.
- Rabbit Meat Pen Grand Champion Meat pen will be auctioned off in the Premium sale
35. All Jr. Market Steers, Jr. Beef Heifers, Dairy Heifers, Market Goats, Market Lambs & Market Hogs will show for Sale Order immediately following their regular show and be placed for **sale order by the Judge.**
 36. Each Jr. Exhibitor that qualifies will be allowed to sell only one exhibit in the Premium Auction one time only.
 37. If exhibitor has more than one animal qualify for the Premium Auction, it will be their discretion which animal to sell as long as they contact Superintendent before time to make up sale order.
 38. **No alternates, unless moved up by cancellation, will be added to the Sale Order.**
 39. Placing money will be available for distribution to exhibitors at the Premium Auction. Any premium check not picked up at this time will be available at the Extension Center.
 40. Any Fair Board Member may assist any exhibitor in any capacity at any time.
 41. Late nominations will be accepted after July 1, 2020, but the exhibitor will not be eligible for the premium auction. This rule does not apply to the poultry show.

DRESS CODE OF ETHICS

All 4-H and FFA Junior Exhibitors will be **required** to wear for show: clean, pressed jeans and clean shirt (may be long or short sleeves - **NOT** sleeveless). The shirt may also be woven cotton or knit. **Shirts must have 4-H or FFA emblem on them and must be tucked in jeans.** Ties, scarves or vests are optional. Exhibitors may wear jackets or vests if you wish. Horse show exhibitors will wear jeans, long-sleeved shirt, boots and hats. Nominated class exhibitors will wear 4-H or FFA emblem during the show.

ALL EXHIBITORS IN THE PREMIUM SALE MUST REPORT TO THE SHOW BARN ON MONDAY, SEPTEMBER 14, 2020 FOR SALE SET UP. WE WILL CALL ROLL AT 9:00 A.M. AND THEN AGAIN AFTER SET UP IS COMPLETED. YOU MUST BE PRESENT AT BOTH ROLL CALLS TO PARTICIPATE IN THE PREMIUM AUCTION. MANDATORY, NO EXCEPTIONS!

All Premium Sale Exhibitors will wear 4-H or FFA Jackets in the sale ring!

GROOMING

The purpose of the grooming rule for Juniors is to help promote the youth program by making it a learning experience for the youth.

All exhibitors are expected to care for and groom their animals throughout the show. An exhibitor may be assisted by his or her family members, agricultural education teacher, county extension agent and other eligible exhibitors from their respective county or chapter. The official 4-H volunteer leader for a county group will be permitted to assist the youth under his or her supervision.

SHOW RING CODE OF ETHICS

Believing it is in the best interest of all breeders of all livestock to maintain a reputation of integrity and to continue to present a wholesome and progressive image in the show ring, the management of Mayes County Fair lists herewith practices which are considered unacceptable in presenting livestock in the show ring. The use of such practices or procedures is, therefore, considered unethical in the showing of livestock at the Mayes County Fair.

1. Misrepresenting the age of the animal for the class in which it is shown.
2. Treating or massaging any part of the body internally or externally with an irritant, counter-irritant, or other substance to temporarily straighten a weak back or loin or to produce unnatural animation.
3. Minimizing the effects of cramping by feeding or injecting drugs, depressants or using any artificial contrivance or therapeutic treatment exempting normal exercise.
4. Striking the animal to cause swelling in a depressed area.
5. Surgery or any other procedure performed to change the natural process of growth, maturation, contour or appearance of any animal, to include teeth, is prohibited. Not included is removal of teats or horns, clipping and dressing of hair and trimming of hooves.
6. Insertion of foreign material under the skin.
7. Any attempt to change natural color of an animal, either purebred or crossbred, by changing the color or adding false hair, fleece or skin at any point, spot or area of the animal's body. The use of alcoholic beverages in the feed or administered as a drench. The use of a stomach pump or any other means of forced filling of a show animal is prohibited. The use of a Drench Gun on any livestock other than sheep and goats, cattle, you must have permission from the superintendent and must have 2 board members present. Administration of a drug of any kind or description, internally or externally prior to entering the show ring,
8. Except for treating a recognized disease or injury and for tranquilizing animals that may otherwise be dangerous or females in heat. For the purpose of these rules, the term "legal drug" shall mean any substance, the sale, possession or use of which is controlled by license under federal, state or local laws or regulations and by any substance commonly used by the medical or veterinary professions. The use of any chemical and/ or compound that is Not approved by the Food and Drug Administration for use in meat producing animals and the illegal use of approved chemicals and/or compounds are prohibited. All animals shall be subject to tests for foreign substances that exceed the acceptable levels established by the United States Department of Agriculture, Food and Drug Administration or the Environmental Protection Agency. A positive test will result in disqualification, forfeiture of any premiums and/or awards and will exclude the exhibitor from future competition at the Mayes County Fair.
9. **Criticizing or interfering with the judge, other exhibitors, breed representatives or show officials before, during or after the Mayes County Fair, may result in an individual or group being expelled, placed on probation, declared ineligible or barred from exhibiting at the Mayes County Fair.**

10. Any violation of the Rules and Regulations incorporated in this Premium List, The Show Ring Code of Ethics and Junior Division Rules and Regulations may result in forfeiture of all premiums and Awards, disqualifications, expulsion or probation of the exhibitor or organized group the exhibitor represents and the exhibit or livestock involved. Probation, disqualification, expulsion or other disciplinary action of the Fair Management will be final. Such action will require application for re-admission under such terms as the Management may prescribe before the group or individual is allowed to exhibit at future events.
11. **Violations of the rules printed in this show catalog and engagement of youth or adults in the practices listed below could result in the immediate disqualification of the animal.**
- A) Slapping a lamb at any time prior to and during bracing in the show ring.
 - B) Using muzzles on steers or heifers.
 - C) Using an electrical prod.
 - D) Snaring hogs.
 - E) Use of permanent nose ring will be allowed and must be installed before start of **FAIR!**

- **THIS INCLUDES FAIR GROUNDS AND SHOW RING.**



ALL EXHIBITORS IN THE PREMIUM SALE MUST REPORT TO THE SHOW BARN ON MONDAY, SEPTEMBER 14, 2020 FOR SALE SET UP. WE WILL CALL ROLL AT 9:00 A.M. AND THEN AGAIN AFTER SET UP IS COMPLETED. YOU MUST BE PRESENT AT BOTH ROLL CALLS TO PARTICIPATE IN THE PREMIUM AUCTION. MANDATORY, NO EXCEPTIONS!



FOR 70 YEARS, SST HAS USED OUR SUPER POWERS TO KEEP YOU CONNECTED TO COMMUNICATIONS TECHNOLOGY. OUR LOCAL TEAM IS FLYING TO EXPAND OUR NETWORK. OVER THE PAST YEAR, WE'VE BUMPED UP BROADBAND SPEEDS AND LOWERED PRICES - TRULY MORE FOR LESS. AND WE CONTINUE TO MOVE FORWARD WITH OUR FUTURE-PROOF FIBER NETWORK. THANKS FOR JOINING US ON THIS EXCITING ADVENTURE.

NEED HELP WITH YOUR COMMUNICATIONS SERVICES? CALL 1.800.722.3450 AND SST'S SUPERHEROES WILL COME TO THE RESCUE.



www.sstelco.com

Welcome to the Mayes County Fair!



Agricultural Lending | Whether it's machinery, cattle or ag real estate, we have financing options to fit your needs.

Call us today!

RCB BANK

That's my bank!

*RCB Bank supports
Mayes County youth.*

in Pryor - 222 S.E. 1st | 5101 S. Mill

855-BANK-RCB

NMLS #798151
MEMBER **FDIC**

SECTION 1 – SWINE
SUPERINTENDENT – WADE PARKER
ASSISTANT SUPERINTENDENT- TOBY GRAVES
SWINE RULES

ALL HOG EXHIBITORS MUST HAVE PROOF OF A NEGATIVE PSEUDORABIES TEST AFTER JUNE 7, 2020. (WITH EACH PIG IDENTIFIED ON IT.) VALIDATED HERDS NEED HEALTH PAPER WITH EACH PIG IDENTIFIED ON IT PLUS LAST TEST DATE AND HERD NUMBER. IF NO PROOF CAN BE SHOWN THEY WILL BE DISMISSED FROM THE FAIR. SWINE SUPERINTENDENT WILL CHECK PAPERS BEFORE ANIMALS CAN BE UNLOADED AND KEEP THEM. (WE HAVE TO SEND A COPY TO THE STATE. ALL SWINE MUST BE TAGED PER NEW STATE LAW)

**No shots or vaccinations are to be given to any animal during any Fair day without the permission of that Section Superintendent and two other Fair Board members. If this provision is violated, the exhibitor and the animal of the exhibitor will be disqualified from showing.

**Snaring of a hog is not allowed in the barn!

**Any person who violates any of these rules or regulations will forfeit all privileges and premiums and shall be subject to such penalty as the Mayes County Fair Board may order. (See General Rule #4)

1. Market swine may be barrows or gilts weighing between 190 and 280 lbs., using the official weight from Friday. Scales will be set out at 8:00 AM to 10:00 PM on Friday, Sept. 11, 2020. You may check the weight on your pigs. All swine will be weighed by their turn which will be posted the night before weigh in. We will start weighing on Friday Sept. 11, 2020 8:00 **Sharp**. This includes Market, Bred & Owned, and Futurity. Hogs weighing under 190 or over 280 will show in the over and under class. (This means you will show together as one breed one weight.) Ribbons and placing money will be given only in this class. This or these classes will not be eligible for the premium sale. **HOGS WILL ONLY BE WEIGHED ONE TIME! NO EXCEPTIONS!**
2. Swine will be shown by weight and by breed with all Breed Champions competing for Grand and Reserve Grand Champion
3. All pens will be assigned by swine superintendent, Tuesday, Sept. 3, 2019 at 6:00 P.M. or during the work day Saturday, August 29, before the fair. Exhibitors' names will be above their pens. (If you bring 5 hogs your name will be above 3 pens).
5. Barn will open at 8:00 A.M. Thursday Sept 10, 2020. **Swine Superintendent must be in the barn!!**
6. All hogs must be in place by 8:00 PM Thursday 10, 2020. (This includes: Market, Futurity & Bred and Owned.)
7. Five hogs per exhibitor combined total. (This includes: Market & Futurity) **NO EXTRA HOGS ALLOWED!**
8. There will be at least 2 hogs per pen. Wood Shavings only for bedding.
9. Market classes will be decided after all market swine have been weighed. The number of classes per breed will be determined based upon the total number of entries in that breed. (Rule #34)
10. AOP Class will be added if two or more purebreds drop below 10. After combining the breeds

- there must be a minimum of 10 head in the class to be eligible for the premium auction.
11. **No powder, oil, paint, or any oil based product will not be allowed on any hog. (Market, Futurity & Bred and Owned.)**
 12. Only 4-H, FFA, or Parents will be allowed in the holding area. No one will be allowed behind the placing pens.

Premiums will be awarded in each of the following breeds and classes:

- 1-Berkshire; 2-Chester White; 3-Duroc; 4-Hampshire; 5-Poland China;
6-Spot; 7-Yorkshire; 8-Crossbred and others.

Each class will pay.....\$8...7...6...5...4...3...2...1
Champion of each breed.....Ribbon - Plaque
Grand Champion of all breeds.....Ribbon - Trophy
Reserve Grand Champion of all breeds.....Ribbon - Trophy

SHOWMANSHIP

Each exhibitor is eligible to repeat themselves in Showmanship Classes as long as he/she owns and shows an animal in that division. Exhibitor must show their own animal in their division. Divisions are: **Market Show-** Jr. Showmanship 8-12, Intermediate 13-15, Senior Showmanship 16-18.

BRED AND OWNED

Must be nominated by July 1, 2020

1. To be eligible to compete in this show, hogs must have been farrowed and raised by the and / or immediate family member living in Mayes County. (**Selling or giving a hog to someone else to breed to get a pig back to show is not eligible to show!**). Exhibitors are not required to be a member of 4-H or FFA. The eligible age limit is the fall semester after graduation from high school and under. If a Pee Wee is showing (8 & under) they must be able to show their hog without help.
2. Bred and Owned swine may be barrows or gilts weighing between 190 and 280 lbs., using the official weight from Friday.
3. No participant will be allowed to show more than one (1) animal per breed.
4. 5 hogs total per exhibitor combined. (This includes: Market, Futurity & Bred and Owned See Rule #10)
5. No hog that is shown in the Futurity will be able to show in the Bred and Owned.
6. Swine will be shown by weight and by breed, with all Breed Champions competing for Grand and Reserve Grand Champion.
7. Any violations of these rules are subject to the same penalties as outlined in General Rules, Rule #4.

Premiums will be awarded on the following breeds and classes:

1. Berkshire.....	\$10...8...6
2. Chester White.....	\$10...8...6
3. Duroc.....	\$10...8...6
4. Hampshire.....	\$10...8...6
5. Poland China.....	\$10...8...6
6. Spot.....	\$10...8...6
7. Yorkshire.....	\$10...8...6
8. Crossbred and others.....	\$10...8...6

GREEN COUNTRY SWINE BREEDERS FUTURITY

Nominated by July 1, 2020

1. To be eligible to show exhibitor must live in Mayes County.
2. Exhibitors must have purchased a pig through the Green Country Pig Sale ring.
3. Hogs must weigh between 190 lbs. to 280 lbs. (See rule #1).
4. Exhibitors do not have to be a 4-H or FFA member. Eligible age limit is the fall semester after high school and under. Pee Wee's must be able to show their own hogs without help.
5. Futurity hogs do not make the Premium Sale.
6. 5 hogs total per exhibitor combined. (This includes Market, Futurity & Bred and Owned).
7. No hog that is shown in the Futurity will be allowed to show in the Bred & Owned.
8. Futurity hogs will go by all general rules and swine rules set forth by the Mayes County Fair Board.
9. Any violation of these rules will be subject to the same penalties as outlined in General Rules Rule #4.

Grand Champion.....	\$250.00 and Trophy
Reserve Grand Champion.....	\$125.00 and Trophy
Breed Champion.....	\$25.00 and Plaque
Reserve Breed Champion.....	Plaque

TROPHIES, PLAQUES AND PRIZE MONEY ARE PROVIDED BY:

ADAIR BOOSTER CLUB



“Good Fast Food”

Main Street
Salina, OK
(918) 434-8880

Cates Recycling & Trucking

We Buy Metal & Car Bodies

Between Salina & Spavinaw on Indian Spring Road.

Don & Tammy Cates, Owners
(918) 434-2131

FLEA MARKET SWAP MEET

BUYERS, SELLERS, VISITORS WELCOME

**OPEN EARLY
EVERY THURSDAY**

(Old Locust Grove Sale Barn)



**For Information on Set-In or Shed Rentals,
Call JERRY KOELSCH: (918) 479-8257**

PRYOR VETERINARY HOSPITAL

**West of Pryor on Highway 20
918-825-1717 Pryor, Ok 74361**

**Weekdays 7:30 A.M. – 5:30 P.M.
Saturdays 7:30 A.M. – 12:00 P.M.**



**Dr. Carl Propp, D.V.M.
Dr. Clint Gardner, D.V.M.**

**Dr. Blake Parisotto, D.V.M.
Dr. Megan Cobbie, D.V.M.
Dr. Nicole Fierce, D.V.M.**

**Dr. Ashley Hollingsworth, D.V.M.
Dr. Jacob Beck, D.V.M.**

4-H

Visitors Welcome

FFA

Congratulations

For another year of
hard work accomplished!

ROSS SHEEP FARM

Polly, Dave,
Samantha &
Jessie Robinson

Roy & Barbara
Ross

Layne &
Waylon
Ross

(918) 479-8038 ~ (918)694-4517

**Registered Dorset
Club Lambs & Breeding Stock**

7525 S. 446 Rd.

Rose, OK 74364-9701

rbross@sstelco.com



SECTION 2 - SHEEP
SUPERINTENDENT- David Robinson
ASSISTANT SUPERINTENDENT-Dale Chupp

****No shots or vaccinations are to be given to any animal during any Fair day without the permission of that Section Superintendent and two other Fair Board members. If this provision is violated, the exhibitor and the animal of the exhibitor will be disqualified from showing. Each exhibitor is eligible to repeat himself in Showmanship classes as long as he owns and shows an animal in that division.**

SHEEP RULES

- 1. Lambs will be classified at weigh-in. Classifiers decision on breed is final.**
2. Market lambs may be either ewe or wether lamb.
3. All market lambs will be mouthed for age at show time weigh in. They must have their original incisor teeth intact at fair time.
4. All lambs must be docked and castrated.
5. The weight division will be decided after weight-in with even number of Market lambs in each weight or as close as possible.
6. Superintendent shall decide breed classification, if questionable.
7. **All sheep must be nominated. (See Rule E, under Premium Auction).**
8. **All Jr. Market and Bred & Owned lambs must be slick sheared, and all blankets, leg wraps and sweaters removed prior to weigh-in.**
9. **Soft muzzles and Hydration devices are Permitted in the Stalls Only, Failure to use either in the stalls only will constitute Disqualification.**

JUNIOR MARKET LAMBS

1. To be eligible to compete in this show you must be a 4-H or FFA member.

Premiums will be awarded in each of the following breeds and classes:

1-Dorset; 2-Southdown; 3.- Hampshire; 4. Shropshire; 5-Suffolk; 6.Natural Color;
7-Speckleface; 8.Crossbred or others.

Each class will pay.....	\$8...7...6...5...4
Champion of each breed.....	Ribbon and Plaque
Grand Champion of all breeds.....	Ribbon and Plaque
Reserve Grand Champion of all breeds.....	Ribbon and Plaque

**KNOTT CLUB LAMBS
CROSSES**



Mark and Jerry's Family
918-479-5278 • Locust Grove, OK • 918-479-6559

BRED and OWNED SHEEP

1. To be eligible to compete in this show, lambs must be bred and owned by the Jr. Exhibitor, also must attend school in Mayes County. Exhibitors are required to be a member of 4-H or FFA. The eligible age limit is the fall semester after graduation from high school..
2. Bred and Owned lambs may be either a ewe or a wether lamb.
3. No participant will be allowed to show more than **one (1) lamb per breed.**
4. Lambs will be divided into weight classes and shown by breeds. Breed Champions will compete for Grand and Reserve Grand Champion.

Premiums will be awarded in each of the following breeds and classes:

1-Dorset; 2-Southdown; 3.- Hampshire; 4. Shropshire; 5-Suffolk; 6.Natural Color;
7-Speckleface; 8.Crossbred or others.

Chouteau Lime Co.

Agriculture Supplies
Herbicides

Field & Garden Seed
Insecticides

Fertilizer & Field Equipment Available

CUSTOM SPREADING

918-825-1202

4 SW 1ST

PRYOR, OK 74361

SECTION 3- JR. MARKET MEAT GOAT SHOW

SUPERINTENDENT- Dale Countryman
ASSISTANT SUPERINTENDENT- David Robinson

** No shots or vaccinations are to be given to any animal during any Fair day without the permission of that sections superintendent and two other fair board members. If this provision is violated, the exhibitor and the animal of the exhibitor will be disqualified from showing.

1. Goats may be either a wether or doe. Goats must be nominated (See rule G page 26 under Premium Auction). In family name with members names.
2. All meat goats will be mouthed for age at show time weigh in. They must have milk teeth or show no breaking of skin or eruption of either of two permanent front teeth.
3. Goats must weigh a minimum of 40lbs and can be any breed or combination of meat goat breed. If goats are under 40 lbs. there will be a special class. They will receive placing money and ribbons only.
4. All goats will be shown by weight, not breed. 25% percent of total shown will make it to the premium sale, with the judge to pick sale order.
5. Bracing of goats will be allowed but is not required.
6. All exhibitors must be a 4-H or FFA member and live in Mayes County or go to School in Mayes County.
7. Horns should be tipped and rounded. Goats with horns sharper than deemed safe by Superintendent, Assistant Superintendent or fair board member will be required to be tipped or not shown.
8. Meat Goats must be sheared to a maximum of 3/8" remaining hair length.
9. Soft muzzles and **Hydration Devices are Permitted in the Stalls only**, Failure to use either in the stalls only will constitute Disqualification.

Premiums will be awarded on the following classes:

All classes.....\$8...7...6...5...4

BRED and OWNED GOATS

1. To be eligible to compete in this show, goats must be bred and owned by the Jr. Exhibitor and also must attend school in Mayes County. Exhibitors are required to be a member of 4-H or FFA. The eligible age limit is the fall semester after graduating from high school.
2. Bred and owned goats must be either a doe or a wether goat.
3. An exhibitor can only show a maximum number of 2 goats in the Bred & Owned.

Premiums will be awarded as follows.....\$8...7...6

BREEDING DOE

1. All exhibitors will be required to follow the General Rules and Regulations and the Show Ring Code of Ethics.
2. Doe goats showing at the Mayes County Fair must have been nominated by July 1, 2020.
3. Exhibitors must have owned, cared for and fed does daily since July 1, 2020.
4. A scrapies tag will be required on all breeding does at the time of weigh in. Any goat without a tag will not be eligible to show.
5. All Doe goats will be mouthed for age at show time weigh in. They must have milk teeth or show no breaking of skin or eruption of either of two permanent front teeth.
6. Goats must weigh a minimum of 40lbs and can be any breed or combination of meat goat breed. If goats are under 40 lbs. there will be a special class.
7. Horns should be tipped and rounded. Goats with horns sharper than deemed safe by Superintendent, Assistant Superintendent or fair board member will be required to be tipped or not shown.
8. Premiums: 1st-\$8, 2ND-\$7, 3RD-\$6 4TH-\$5 5th \$4

PEE WEE SHOWMANSHIP (8 & UNDER)

Pee Wee Goat show will be Sunday following the pee wee sheep showmanship. To be eligible to compete in the Pee Wee show, the exhibitor must be 8 years old and younger.

Phone:
479-5001

Fax:
479-8036





COMMITTED TO AGRICULTURE

Today's farmers and ranchers have more challenges than ever before. Understanding you and your specific needs is the key to being an effective financial provider. We have a dedicated team of lenders to meet those needs. We specialize in:

- Poultry and cattle loans
- Fixed and variable rate options
- Operating loans
- Equipment purchases and leasing
- Construction loans
- Business checking accounts
- Real Estate loans
- Cash flow management

Contact one of our loan officers today to learn how Arvest can help.

Proud to support the Mayes County Fair!
(918) 825-9595
arvest.com/agloans

ARVEST[®]
BANK

Proudly Supports the Mayes County Fair



JOHN DEERE



In Green Country John Deere Begins With P&K

4385 West 520

Pryor ~ Oklahoma 74361

918-824-8541



9255 W 520 PRYOR, OK 74361

BULLDOZERS | EXCAVATOR | DUMP TRUCKS | SCRAPERS | GRADER

Daniel Moore: 918.373.2550

Roger Moore: 918.639.2731

Office: 918.825.0232

dozerdaniel@gmail.com

moorefarms@upperspace.net

Fax: 918.825.6006

Moore Farms Guest Cottage

Your Home Away from Home

Roger & Renita Moore

Owners

7965 W 510

Pryor, OK 74361

918-697-1498

918-639-2731

moorefarms@upperspace.net

moorefarms.net



918-825-0232

Fax 918-825-6006

moorefarms@upperspace.net



Moore Farms Feed & Hay

Proudly Carrying Your Livestock Needs

Roger & Renita
Owners

7965 W 510
Pryor, OK 74361



MOORE FARMS
RUSTIC WEDDINGS & EVENT BARNs
9353 W 500 Pryor, OK 74361
www.moorefarmsrusticweddings.com
E-Mail: renita@moorefarmsrusticweddings.com
Phone: (918) 697-1498

SECTION 4 – BEEF CATTLE
SUPERINTENDENT –TIM COURTNEY
ASSISTANT SUPERINTENDENT – DALE COUNTRYMAN

**No shots or vaccinations are to be given to any animal during any Fair day without the permission of that Section Superintendent and two other Fair Board members. If this provision is violated, the exhibitor and the animal of the exhibitor will be disqualified from showing. Each exhibitor is eligible to repeat himself in Showmanship classes as long as he owns and shows an animal in that division.

THE BEEF SHOW WILL BE BLOW & SHOW WITH NO GLUE OR ADHESIVE AND A COMB TEST WILL BE USED. FAILURE OF COMB TEST WILL DISQUALIFY THAT ANIMAL.

BEEF CATTLE RULES

1. Steers must weigh a minimum of 950 lbs. to be eligible for the premium sale.
2. All Market steers will be shown as they are nominated on their entry form and must meet Rule 33 in the 2020 Fair Book. The Fair Board reserves the right to change classification of animal if it does not properly represent breed.
3. All Jr. Beef heifers must provide Certificate of Registration (except Commercial heifer class) at time of entry. Whatever is recognized by the respective Breed Association for registry is required. In addition, they must meet Rule 33 in the 2020 Fair Book.
4. All Commercial heifers must provide pictures (front and side views) and must meet Rule 33 in the 2020 Fair Book. Commercial Heifers are heifers that are ineligible for registration in any know breed.
5. **All Market Steers and Beef Heifers must be dehorned.**
6. Market Steer classes will be determined after weigh-in at Fair.
7. Superintendent will decide breed classification, if questionable.
8. Superintendent will assign all stalls. No stall assignments are to be changed without prior approval.
9. Grooming chutes must be in the designated area only!
10. Tie-Out times: animals **must** be in the barn from **8:00am-8:00pm.**

JUNIOR MARKET STEERS

Each class will pay.....	\$15...12...9...6...5
Champion of each breed.....	Rosette and Plaque
Grand Champion of all breeds.....	Rosette and Plaque
Reserve Grand champion of all breeds.....	Rosette and Plaque

JUNIOR BEEF HEIFERS

1. Junior beef must be 2 years or younger as of September 1, 2019.
2. Registration papers must be in exhibitor's name.

BRED AND OWNED HEIFERS

3. To compete in the Bred and Owned Heifer class, the exhibitor must be the owner of the dam at time of breeding. No commercial heifers allowed.

MINIATURE HEREFORD STEERS

1. **Exhibitor Age Requirements:** Exhibitors in this division must be 4 years of age but not 8 years of age as of the opening day of the fair. If participating in this show, exhibitors are not eligible to show in the Pee-Wee fun show on Sunday.
2. **Eligibility for Entry:** Exhibitor or their parent/guardian must be the sole owner of any animals shown. Ownership must be established by September 1, 2020. Animals must be registered in the AHA and meet the height restrictions in order to participate.
3. **Showing of Animal:** Participants in this division are required to show their animal. Participants 5 and under will be required to have a parental, sibling, or other participant accompaniment in the show ring. All participants may have a parental, sibling, or other participant accompaniment in the show ring. Participants are to handle the majority of the showing, and use of the show stick. Assistance may help in the control of the animal. All participants are required to have a parental, sibling, or other adult accompaniment to the make ready arena.
4. **Show Limit:** No maximum on number of animals an exhibitor may show.
5. **Grooming:** This is a blow and go show. Animals are to be shown in natural conformation and color. Grooming materials leaving any color residue will not be permitted.
6. **Height Requirement:** Animals must meet the height requirement of 47 inches on mature steers. The measurement will be to the best of the ability of the staff in charge of this task. Any discrepancy is subject to measurement, the final decision is that of the Show Management.

Locust Grove Animal Clinic

David E. Fleming, D.V.M.

Office Hours:

Monday – Friday	7:30 A.M. – 5:30 P.M.
Saturday	8:00 A.M. – 12:00 P.M.

707 E. Main Street, Locust Grove, OK

OFFICE PHONE: 918-479-5496

**GOOD LUCK ALL 4-H AND FFA MEMBERS
AT THE 2015 FAIR!**



SLACKERS FITNESS

**102 N. HWY 412
LOCUST GROVE, OK
(918)479-1790**

OPEN 24/7

**TANNING AVAILABLE!!
SINGLE & FAMILY MEMBERSHIPS**

GOOD LUCK ALL 4-H AND FFA MEMBERS

COBA



Since 1946

**3649 N 435
Pryor, OK 74361
(918)798-9184
brad@cobaselect.com**

**BRAD UNRAU
District Sales
Manager**

Since 1946 and a founding member of Select Sires in 1965

SECTION 5 - DAIRY CATTLE

SUPERINTENDENT- DALE CHUPP

ASSISTANT SUPERINTENDENT-TIM COURTNEY

****No shots or vaccinations are to be given to any animal during any Fair day without the permission of that Section Superintendent and two other Fair Board members. If this provision is violated, the exhibitor and animal of the exhibitor will be disqualified from showing. Each exhibitor is eligible to repeat himself in Showmanship classes as long as he/she owns and shows an animal in that division.**

DAIRY RULES

1. All Dairy exhibitors must be in place and remain until release time.
2. All breeding animals must present registration papers at time of check-in at the Fair.
3. All Jr. Dairy heifers must meet Rule 33 in the 2020 Fair Book
4. Name of exhibitors on registration papers must follow the rules of each breeds national association.
5. Animal Eligibility: Animals at the following levels of a genetic recovery program are ineligible to compete at the Mayes County Fair in purebred class, but may compete in commercial: Ayrshire 87%, Brown Swiss: ID (369 prefix,), Guernsey: OA and PR, Holstein: 87%, Jersey: Generation count{4} and greater, Milking Shorthorns: 3600 and 3700.
6. Pee Wee Showmanship participants must be eight (8) years old or younger.

JUNIOR DAIRY

Premiums will be awarded in each of the following breeds and classes:

1-Jersey; 2-Holstein; 3-Guernsey; 4-Ayrshire; 5-Brown Swiss; 6-Milking Shorthorn

- | | |
|---|-------------------|
| 1. Junior heifer calf born March 1 to May 31, 2020..... | \$15...12...9...6 |
| 2. Intermediate heifer calf born Dec. 1, 2019 to Feb. 28, 2020..... | \$15...12...9...6 |
| 3. Senior heifer calf born Sept. 1, 2019 to Nov. 30, 2019..... | \$15...12...9...6 |
| 4. Summer Yearling heifer, born June 1, 2019 to Aug. 31, 2019..... | \$15...12...9...6 |
| 5. Jr. Yearling heifer (not in milk), born March 1, 2019 to May 31, 2019.. | \$15...12...9...6 |
| 6. Intermediate Yearling heifer (not in milk), born Dec. 1, 2018 to
Feb. 28, 2019..... | \$15...12...9...6 |
| 7. Senior Yearling heifer (not in milk), born Sept. 1, 2017 to Nov. 30,
2018..... | \$15...12...9...6 |
| Junior Champion Female..... | Rosette |
| 8. Commercial Dairy Heifer..... | \$15...12...9...6 |

JUNIOR BRED AND OWNED DAIRY

1. To be eligible to compete in this show heifers must be born out of a dam that was owned by the exhibitor at the time of breeding.
2. No participant will be allowed to show more than one heifer per breed.
3. Heifers will be divided into classes and shown by breed. Breed champions will compete for Grand and Reserve Grand Champion Bred and Owned.
4. Registration papers of both the show heifer and its dam must be presented at the time of entry.

5. Show heifers and participants must meet all other dairy eligibility rules.
6. Ribbons and Rosettes will be place awards.
Placing money.....\$15...12...9...6

COMMERCIAL DAIRY RULES

- 1. Commercial heifers are not eligible for Supreme or Reserve Supreme**
2. Grade dairy classes are from non-registered, dairy heifers, divided into nearly equal classes based on size. Superintendents reserve the right to divide classes at their discretion and adjust the number of classes to accommodate for variation within the division.
3. Heifers will be disqualified if any permanent teeth are taller than any baby teeth.
4. Two commercial dairy heifers will be eligible for the premium auction.
5. All other dairy rules including nominations apply accordingly.



CHUPPS AUCTION CO.

Supports the Mayes County Fair
& All Exhibitors



8468 W. 580 RD
INOLA, OK 74036

(918)543-6601



www.chuppsauction.com

**Estate Sales • Antique Sales • Farm Sales
Dairy Sales • Complete Sell Outs • Real Estate Sales**

Consignment Sale First Saturday of Every Month
Located on Hwy 412 between Inola and Chouteau

Call Us For Your Next Auction

E.J. Chupp

(918) 639-8555

Dale Chupp, Realtor
Century 21, Neokla

(918) 630-0495

Stan Chupp

(918) 638-1157

SECTION 6

MAYES COUNTY JUNIOR HORSE SHOW SUPERINTENDENT- LARRY RAMSEY ASSISTANT SUPERINTENDENT- MIKE KIRK

HORSE AND MULE RULES

1. Timed event Classes will be held on Friday, September 4, 2020 at 7:00 PM
2. Halter classes and performance classes will be held Saturday, September 5, 2020 at 7:00 P.M.
3. Entries will be taken one (1) hour prior to starting time.
4. **All participants (horse and person) must be Mayes County residents. Proof of residence will be required. Junior exhibitors must attend school or reside in Mayes County for 90 days prior to opening day of the Fair.**
5. Proper western dress is required - boots, western hat, and long-sleeved shirt.
6. Classes may be combined if there are too few entries.
7. Youth's age on day of show will determine age group he/she will show in.
8. Ribbons will be awarded first through fifth place.
9. Junior exhibitor shall be eighteen (18) years of age and under.
10. All horses entered must show a negative coggins test.
11. No stallions, excluding weanlings, allowed on the grounds.
12. Tack allowed at Judge's discretion.
13. Nominated Mare & Gelding classes will show separate and can show in the regular Mare and Gelding class.
14. Weanlings cannot be shown by youth if the mare is near the arena.
15. **Horses must be under control at all times that they are near or in the arena or they will be disqualified.**
16. At the judge's discretion, (he or she) may excuse the horse for lameness.

YEARLING HORSE& MULE SHOW 4-H AND FFA MEMBERS HORSE/MULE RULES

1. Nominated Registered Yearling mare and Nominated Registered Yearling Gelding classes open to Mayes County 4-H and FFA members only.
2. Registered horse means Quarter Horse, Palomino, Paint, Appaloosa, and any other horse registered in another association.
3. Mares and geldings must be nominated by July 1, 2020. You must submit a copy of the registration papers along with color photos (front and side view). If the photos are not clear you will be asked to resubmit them. When you arrive at the fairgrounds you must have a current negative coggins. If the papers show stallion you must have a vet certificate showing that the horse has been gelded.
4. Each exhibitor may nominate and show two (2) yearling mares and two (2) yearling geldings.
5. Age of horse will be determined by American Quarter Horse Association rules. The age of a horse shall be computed on the basis of a calendar year starting January 1 of the year foaled.

It is a weanling during the calendar year in which foaled and a yearling during the first calendar year following its foaling date regardless of the time of year foaled.

6. All horses must have a current negative coggins.
7. There must be a minimum of 4 horses **shown** per gender for that gender to be eligible for the premium sale. If winner of Nominated Yearling Gelding and Mare classes is ineligible for some reason second place of that class is eligible for Premium Sale.
8. All nominated horses must be registered in the 4-H or FFA members name **only** and **remain** in their name all the time they are being shown at the Mayes County Fair for nominated Horses.
9. Nominated horses can be shown as a yearling at Halter (Mares or Geldings).
10. Nominated horses at age 2, can show at Lunge Line (**AOHA Rules**). There will be one class for mares and geldings.
11. Nominated horses at age 3, can show at Western Riding Pattern. There will be one class for mares and geldings.
12. Nominated horses **must remain** in Mayes County (**CANNOT** go out of county for training 90 days prior to the fair) except in the case where a nominator lives in an adjacent county and attends school in Mayes county. The horse will be stalled in nominator's county of residence.
13. Horses nominated in 2018 will be eligible for Western Riding at 2019 Fair.
14. Horses nominated in 2019 will be eligible for Lunge Line at the 2019 Fair.
15. Horses nominated by July 1, 2020 will be eligible to Show at Halter at the 2019 Fair.
16. Horses in the 2yr. and 3yr. old classes will not be eligible for the Premium Sale.

All Around Youth Award:

Exhibitor (9-18) may nominate 1 horse to have points kept on – the horse may be shown at halter in mare or halter in gelding class and all other age group classes the youth qualifies for – winner of class will receive 5 pts., 2nd place will receive 4 pts., 3rd place will receive 3 pts., 4th place will receive 2 pts., and 5th place will receive 1pt.—at the end of 2-day show points will be tallied to declare “All Around Youth of the Mayes County Horse Show and receive a monogrammed horse blanket.

MAYES COUNTY JR. HORSE SHOW MAYES COUNTY JR. HORSE & MULE SHOW FRIDAY, September 4, 2020 EVENTS AT 7:00 PM

- | | |
|--|-----------------|
| 1. Barrel Racing-Pewee 8 & under..... | Trophy & Ribbon |
| 2. Barrel Racing- 9 to 13..... | \$8...6...4 |
| 3. Barrel Racing- 14 to 18..... | \$8...6...4 |
| 4. Flag Race- Peewee 8 & under..... | Trophy & Ribbon |
| 5. Flag Race- 9 to 13..... | \$8...6...4 |
| 6. Flag Race-14 to 18..... | \$8...6...4 |
| 7. Pole Bending- Peewee 8 & under..... | Trophy & Ribbon |
| 8. Pole Bending- 9 to 13..... | \$8...6...4 |

9. Pole Bending- 14 to 18.....	\$8...6...4
10. Breakaway Roping- 13and under.....	\$8...6...4
11. Calf Roping- 18 & under.....	\$8...6...4
12. Team Roping- 18 & under- Heading.....	\$8...6...4
13. Team Roping- 18 & under- Heeling.....	\$8...6...4

Mayes County Jr. Horse & Mule Show
SATURDAY September 5, 2020
EVENTS AT 7:00 PM

Nominated Horses/Mules-Exhibitors 9-18 Years Old

14. Nominated Mares (Yearling).....	\$8....6....4
15. Nominated Geldings (Yearling).....	\$8....6....4
16. 2 Yr. Old Nominated Lunge Line (Mares & Geldings).....	\$8....6....4
17. 3 Yr. Old Nominated Western Riding (Mares & Geldings).....	\$8....6....4

Halter Classes

- 18. Novelty Class - 13 Hands & Under - Exhibitor Pee Wee 8 & Under- Trophy & Ribbon
- 19. Novelty Class - Over 13 Hands - Exhibitor Pee Wee 8 & Under.....-Trophy & Ribbon

Grand and Reserve Mare-Exhibitors 9-18 Years Old

20. Mares – Weanlings, Yearlings, 2 year old- Exhibitor 9-18 years.....	\$8...6...4
21. Mares - 3 Years & Over- Exhibitor 9-18 years.....	\$8...6...4
1 st & 2 nd place winners return to show for Grand and Reserve	

Grand and Reserve Gelding- Exhibitors 9-18 Year Old

22. Male- Weanlings, Yearling, 2 year old – Exhibitor 9-18 years.....	\$8....6....4
23. Gelding - 3 Yrs. & Over – Exhibitors 9-18 years.....	\$8...6...4
1 st & 2 nd place winners return to show for Grand and Reserve	

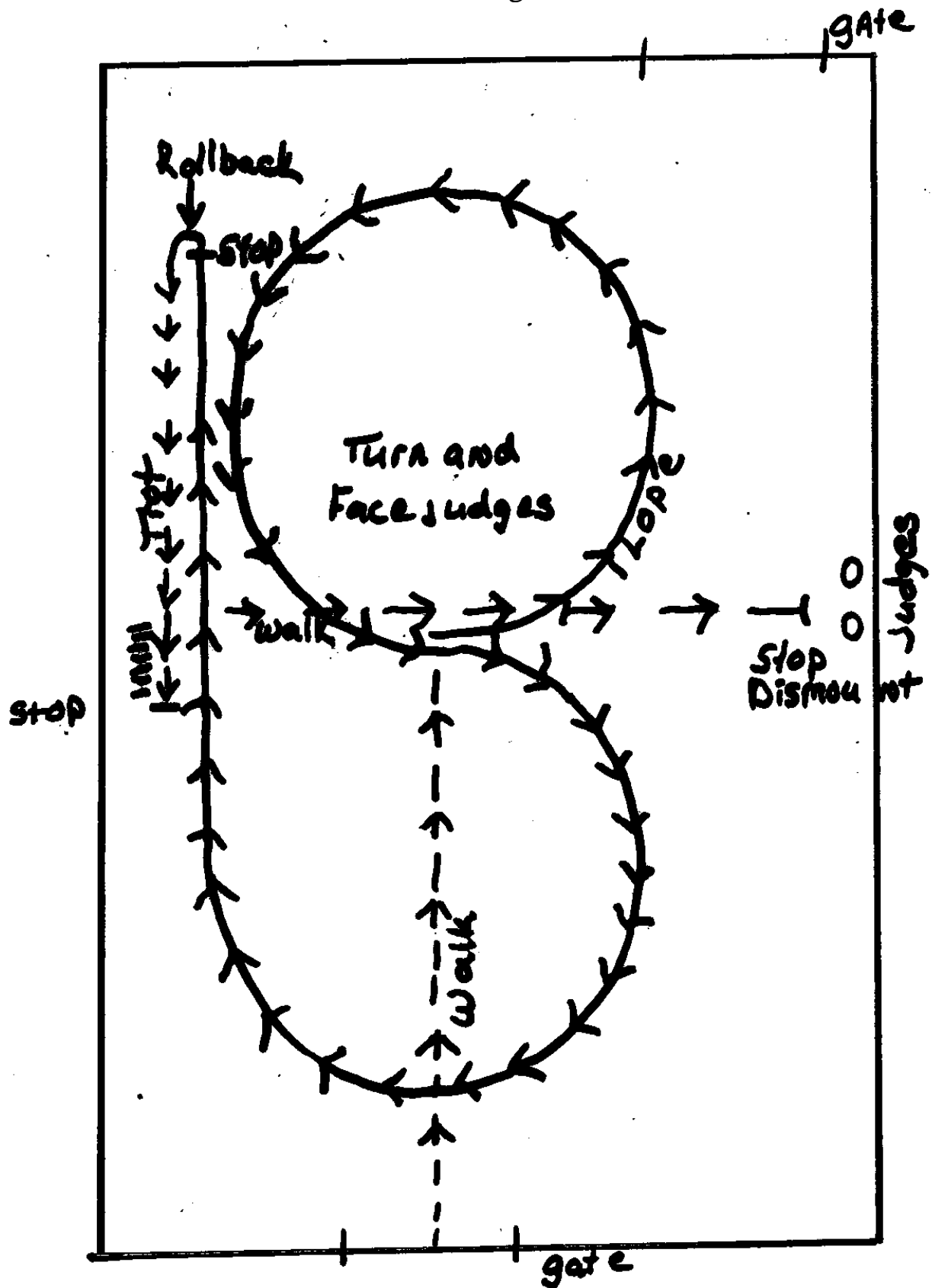
Showmanship-Exhibitors 9-18 Years Old

24. Showmanship at Halter - 9 to 13.....	\$8...6...4
25. Showmanship at Halter - 14 to 18.....	\$8...6...4

Riding Events-Exhibitors 18 & Under

26. Western Pleasure –PeeWee 8& Under(Walk, Trot).....	Trophy & Ribbon
27. Western Pleasure - Exhibitor 9 to13.....	\$8...6...4
28. Western Pleasure - Exhibitor 14 to18.....	\$8...6...4
29. Western Riding, Pattern will be provided - Exhibitor 9 to13.....	\$8...6...4
30. Western Riding, Pattern will be provided - Exhibitor 14 to18.....	\$8...6...4

Western Riding Pattern





MAYES COUNTY FARM BUREAU

Proud Supporters of the 2019 Farm Family



J.D. and Joyce Walsh

We're PROUD to be the SPONSORS of these fine activities for Mayes County Youths and Good Folks Like You! Jackets provided by the Mayes County Farm Bureau Board.

SECTION 7

JR. POULTRY SHOW SUPERINTENDENT- JERRY ZUMSTEIN ASSISTANT SUPERINTENDENT- RICKY PRATT

SATURDAY, SEPTEMBER 11, 2020

1. To be eligible to compete in this show, Poultry must be owned by a Jr. Exhibitor in Mayes County or attending school in Mayes County. Exhibitors are not required to be a member of 4-H or FFA. The Eligible age limit is the fall semester after graduation from high school. Ages 19 years old & under.
2. July 25, 2020 8:00 A.M. – 12:00 noon, testing for Pullorum at red barn. This is subject to change based on the amount of antigen
3. All poultry will be pre-registered by August 1, 2020. **Non-Registered birds not allowed no exceptions. Entry forms must be filled out online @mayescountyfair.com.**
4. All birds are to be in place between 4:00P.M. and 9:00P.M. on Friday night, September 10, 2020
5. All birds must have numbered leg bands.
6. All birds Judged by the **Standard of Perfection.**
7. All birds released at 4:00P.M. Sunday, September 13, 2020.
8. Trophies and awards will be at 5:00P.M., Sunday, September 13, 2020 in the showbarn.
9. Showmanship contest will be on Saturday afternoon in the Red Barn, time to be determined by judge and show superintendent and will be posted opening day of Fair. All poultry exhibitors are eligible for showmanship contest.
10. Each exhibitor can only show up to 10 birds each.

STANDARD FOWL

1.	Champion American.....	\$10.00
2.	Champion Asiatic.....	\$10.00
3.	Champion English.....	\$10.00
4.	Champion Mediterranean.....	\$10.00
5.	Champion Continental.....	\$10.00
6.	Champion All Other Standard Breeds.....	\$10.00

BANTAM FOWL

1.	Champion Old English Game.....	\$10.00
2.	Champion Single Comb - Clean Leg.....	\$10.00
3.	Champion Rose Comb - Clean Leg.....	\$10.00
4.	Champion All Other Combs - Clean Leg.....	\$10.00

- | | | |
|----|------------------------------|---------|
| 5. | Champion Feather Legged..... | \$10.00 |
| 6. | Modern Game..... | \$10.00 |

WATER FOWL

- | | | |
|----|----------------------|---------|
| 1. | Champion Duck..... | \$10.00 |
| 2. | Champion Goose..... | \$10.00 |
| 3. | Champion Turkey..... | \$10.00 |

GRAND AND RESERVE POULTRY

- | | |
|---|---------|
| <i>Grand Champion Large Fowl.....</i> | \$20.00 |
| <i>Reserve Champion Large Fowl.....</i> | \$10.00 |

- | | |
|-------------------------------------|---------|
| <i>Grand Champion Bantam.....</i> | \$20.00 |
| <i>Reserve Champion Bantam.....</i> | \$10.00 |

JUNIOR MARKET BROILER SHOW

SEPTEMBER 9, 2020

Superintendent.....	Jerry Zumstein
Assistant Superintendent.....	Ricky Pratt

Begin Arrival:	Wednesday	September 9	5:00pm
In Place:	Wednesday	September 9	6:00pm
Judging:	Wednesday	September 9	7:00pm
Release:	Wednesday	September 9	Following Show

RELEASE EXCEPTION: Premium Sale Pens

1. ORDERING: All chicks will be ordered through the Mayes County Fair, by June 1, 2020 fill out and return the official order form and mail to Mayes County Fair Board Attn. Poultry Sup. PO Box 187, Pryor, OK 74362 or hand delivered form to the Mayes County Extension Office. IPB Hatchery will supply the chicks. All chicks will be hatched on July 21, 20 and they will be shipped Parcel Post directly to the exhibitor that day. Exhibitors should expect one to two day delivery.

2. COST : Commercial Broiler-cross chicks will be used at a cost of \$1.39 each. The minimum order is 25 chicks, at \$34.75, includes shipping cost.

3. Wingbands: All chicks will be wing banded. NO broiler will be accepted for show at the Mayes County Fair without the original wing band properly in place.

4.OWNERSHIP/CARE : The owner/exhibitor is the person who ordered the birds. The broilers, from the time of delivery, must have been fed and cared for daily by the Junior Exhibitor.

5. All order forms must be filled out online and checks mailed to the Mayes County Free Fair Board @ P.O. Box 187, Pryor, Oklahoma 74372. Checks must be received no later than June 1, 2020.

Contact Poultry Superintendent for more information @ 918-344-2682 8



REAL ESTATE AUCTIONS

- * Farm and Ranch
- * Residential
- * Recreational Properties

www.cj-auctions.com

RONN CUNNINGHAM

Broker - Auctioneer

918-629-9383

Section 7

AT THE MAYES COUNTY FAIR

1. OFFICIAL CHECK-IN will be at 5-6 p.m., Wednesday, September 9, 2020 at the Show Barn Arena West door. **ONLY ONE PEN OF THREE BIRDS PER EXHIBITOR WILL BE WEIGHED**, this will count as one (1) toward the total number of 5 head of livestock shown. All entries must be of uniformity and U.S. Grade A, live market quality and must have the original wingband in place, any broiler which has no wingband will be disqualified. After all the Broilers have been officially cooped, they may not be handled by anyone except the show officials and the youth handlers until all judging has been completed.
2. Health : Sick and /or Diseased birds will not be accepted and if discovered during the show , will be removed from competition. The Mayes County Fair assumes no responsibility for the birds.
3. Care of Birds after check - in will be water only and under the direction of the Poultry Superintendent.
4. Judging will be made according to U.S. Standards for live Chickens. Placings will be made on the basis of market quality. Each exhibit will be judged Wednesday, September 9, 2020 starting at 7:00 p.m. Showing will require the youth exhibitor plus at least one other handler, preferably another youth. Non-youth handlers may be allowed if prior approval is obtained from the show superintendent. Please follow the 4-H and FFA Dress Code in the Junior Rules and Regulations.
5. Notice: The use of any chemical and /or compound that is not approved by the Food and Drug Administration for use in meat producing animals and the illegal use of approved chemicals and / or compounds is prohibited.

Premiums:

Grand Champion Pen : \$20.00

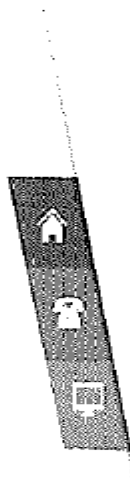
Reserve Grand Champion Pen : \$10.00

Top two pens will be held until Sunday

200 S. Adair
Pryor, OK 74361

918 . 825 . 3059

Fax: 918 . 825 . 9542



24 Hour Emergency ~ 918-638-9572

Section 8
Youth Rabbit Show

Superintendent – Polly Robinson
Assistant Superintendent – Mike Kirk

Friday, September 11, 2020 9:00 am
One day show only

1. To be eligible to compete in this show, Rabbits must be owned by a Jr. Exhibitor in Mayes County or attending school in Mayes County. Exhibitors are not required to be a member of 4-H or FFA. The eligible age limit is the fall semester after graduation from high school. Ages 19 years old and under.
2. All rabbit exhibitors are subject to the general rules and regulations of the Mayes County Fair and the American Rabbit Breeders Association (ARBA). All rules for disqualification and elimination apply. In the event of special circumstances that may arise, or a conflict between rules, decisions of the Show superintendent and the Mayes County Fairboard will be final.
3. This is a carry cage show. Each exhibitor will be responsible for getting their rabbits to and from the judging show table. **ONLY** youth exhibitors can put rabbits on the show table, no adults. Exhibitors may have other youth exhibitors help if needed.
4. All rabbits must be owned by the exhibitor by July 1, 2020.
5. All rabbits will need to be entered at the registration table located North of Main Show ring by 8:00-9:00 am Friday, September 11, 2020.
6. Rabbit show will start at 9:00 am starting with showmanship.
7. All rabbits will be judged using ARBA Standards.
8. Rabbits will not be judged and asked to leave immediately if rabbit appears to be unhealthy or infested with lice, mites or fleas. All other ARBA disqualifications will be removed by the judge at the time of judging.
9. Ears must be clean and free of mites.
10. There will be NO medicating of rabbits.
11. No doe may be shown pregnant.
12. All rabbits must be permanently and legibly tattooed in **left ear**. The tattoo is to only contain numerals 0-9 and/or letters A-Z.
13. All rabbits will be released upon completion of the rabbit show. Best of Show, Champion and Res. Champion Meat Pen will be asked to display winning rabbits until completion of Premium Auction on Monday Sept. 14, 2020.
14. Show order will be:
 - a. Showmanship – age as of opening day of fair
 - i. Pee wee 8 years and under
 - ii. Junior 8-12 years old
 - iii. Intermediate 13-15 years old
 - iv. Senior 16 years and older

- b. Meat Pens
- c. Breeding Rabbits starting with mixed breeds followed by each breed alphabetically.

Awards

Class Placing 1-8.....	Ribbons
Breed Champions.....	\$10
Best Opposite of Breed.....	\$5
Best of Show	\$50
Reserve Best of Show.....	\$25
Grand Champion Meat Pen.....	\$200
Reserve Grand Champion Meat Pen.....	\$150

Breeds:

American	Californian	Harlequin	Palomino
American Fuzzy	Lop Dutch	Havana	Polish
American Sable	Checkered Giant	Himalayan	Rex
English Angora	American Chinchilla	Jersey Wooly	Mini-Rex
French Angora	Giant Chinchilla	Lilac	Rhinelanders
Giant Angora	Standard Chinchilla	English Lop	Satin
Satin Angora	Cinnamon	French Lop	Mini-Satin
Beveren	Crème D'Argent	Holland Lop	Silver
Belgian Hare	Champagne D'Argent	Mini-Lop	Silver Fox
Blanc de Hotot	English Spot	Netherland Dwarf	Silver Martin
Dwarf Hotot	Flemish Giant	New Zealand	Tan
Britannia Petite	Florida White	Lion Head	Thrianta
Mixed Breed			

Classes:

- Jr. Doe under 6 months
- Sr. Doe over months
- Junior Buck under months
- Senior Buck over 6 months
- Intermediate Doe 6-8 months (lg. breed only)
- Intermediate Buck 6-8 months (lg. breed only)

Meat Pen Class

1. Meat pen entries will be limited to **one** per exhibitor.
2. Meat pens will consist of 3 rabbits not over 70 days of age, all of the same breed, variety and color that is recognized by ARBA as a commercial rabbit.
3. Minimum weight will be 3 pounds per rabbit with a maximum weight of 5 pounds per rabbit.
4. Judging will be according to ARBA Standard of Perfection.
5. Meat pens must be owned by the exhibitor by July 25, 2020

6. Grand Champion and Reserve Grand Champion Meat Pens will be asked to remain on display until the completion of the Livestock Premium Auction on Monday, September 14, 2020.
7. Grand Champion Meet pen will be in the Premium Sale on Monday Night.
8. One meat pen goes against you 5 total animals shown.
9. This is a carry cage show. Each exhibitor will be responsible for getting rabbits to and from the judging show table.

SECTION 200

OPEN CROPS

Product must have been grown on exhibitor's farm this year. Each exhibit must have the specified amount as stated.

Class Premiums:.....\$5.00 4.00 3.00 2.00

GRAINS AND SEEDS:

1. Hybrid Wheat (must be labeled with name of hybrid)
2. Early Maturity Wheat (Karl 92, Custer, Jagger, Tonkawa, 2180, TAM 107, 2163, Coronado, Onaga, T-67, Triumph 64)
3. Medium Maturity Variety Wheat (TAM 202, 2137, AGSECO 7853, TAM 200, 2174, Champ, Dominator, Heyne, Ike, Ogallala, TAM 302)
4. Medium-Late Variety Wheat (Longhorn, Tomahawk, Scout 66, Frego, Big Dawg, Lockett)
5. High Protein Variety Wheat (Brawny, Frontiersman, Plainsman)
6. Rye, ½ peck
7. Barley, any variety, ½ peck
8. Oats, any variety, ½ peck
9. Cowpeas, shelled, ½ peck
10. Soybeans, shelled, ½ peck
11. Mungbeans, shelled, ½ peck
12. Sweet Corn, any color, 10 ears
13. Field or Flour Corn, any Color, 10 ears
14. Peanuts, large, ½ peck
15. Peanuts, small, ½ peck
16. Clover seeds, alfalfa, rye grass, lespedeza, etc., ½ peck

GRAIN SORGHUMS:

17. White seeded grain sorghum, 10 heads
18. Colored seeded grain sorghum, 10 heads
19. Threshed, colored seeded grain sorghum, 1 peck
20. Threshed, white seeded grain sorghum, 1 peck
21. Forage bundle - native
22. Forage bundle - introduced
23. Legume bundle - legume

Champion and Reserve Champion
4-H Indoor Exhibit for Junior and Senior 4-H Members

\$60.00 cash award for Champion
\$40.00 cash award for Reserve Champion

Sponsored by the Janet Kleeman Memorial Fund

GINGRICH SERVICES

Rig Welding & Inspection
Pipeline & Plant • Piping • Structural Steel
9378 N. 433 Adair, OK 74330
(918) 785-2042

Robert D. (Bob) Gingrich
Cell: (918) 740-7601

() ale Gingrich
Cel) 605-7066

SECTION 201 OPEN HORTICULTURE

Exhibitor must have grown product this year. Each exhibit must have the specified amount as stated.

Class Premiums:.....\$5.00 4.00 3.00 2.00

VEGETABLES

- | | |
|--|---|
| <ul style="list-style-type: none"> 1. Eggplant, 1 2. Okra, 6 3. Onions, yellow, 3 4. Onions, white, 3 5. Onions, red, 3 6. Peppers, sweet, 5 7. Peppers, hot, 5 8. Potatoes, Irish, any color, 3 9. Potatoes, sweet, any color, 3 10. Tomatoes, any color 5 11. Tomatoes, cherry, any color 5 12. Cantaloupes or other sweet | <ul style="list-style-type: none"> melon, 1 13. Pumpkins, field, 1 14. Pumpkins, sweet, 1 15. Summer Squash, any variety, 1 16. Winter Squash, any variety, 1 17. Watermelon, 1 18. Carrots, 3 19. Gourd, 1 20. Cucumbers, 2 |
|--|---|

FRUIT

- | | |
|--|--|
| <ul style="list-style-type: none"> 21. Apples, red 5 22. Apples, yellow, 5 23. Pears, 5 | <ul style="list-style-type: none"> 24. Peaches, 5 25. Other Fruit, 5 |
|--|--|

SECTION 202 OPEN CLASS HONEY

Must be produced by exhibitor in the current year.

Class Premiums:.....\$5.00 4.00 3.00 2.00

- 1. White comb honey, 1 pound jar
- 2. Amber comb honey, 1 pound jar
- 3. White extracted honey, 1 pound jar
- 4. Amber extracted honey, 1 pound jar

**SECTION 203
OPEN SUNFLOWERS**

Class Premiums.....\$5.00 4.00 3.00 2.00

1. Sunflowers - Any Size

**SECTION 201
OPEN HORTICULTURE**

Exhibitor must have grown product this year. Each exhibit must have the specified amount as stated.

Class Premiums:.....\$5.00 4.00 3.00 2.00

VEGETABLES

- | | |
|-----------------------------|-------------------------|
| 16. Eggplant | 29. Tomatoes, 6 |
| 21. Okra, 6 | 30. Tomatoes, cherry, 6 |
| 22. Onions, yellow, 5 | 31. Cantaloupes, 2 |
| 23. Onions, white, 5 | 32. Pumpkins, field |
| 24. Onions, red, 5 | 33. Pumpkins, sweet |
| 25. Peppers, sweet, 6 | 34. Squash, any variety |
| 26. Peppers, hot, 6 | 35. Watermelon, 1 |
| 27. Potatoes, Irish, 1 peck | 17. Carrots, 3 |
| 28. Potatoes, sweet, 1 peck | |

FRUIT

- | | |
|-----------------------|----------------|
| 18. Apples, red 5 | 20. Pears, 5 |
| 19. Apples, yellow, 5 | 21. Peaches, 5 |

**SECTION 202
OPEN CLASS HONEY**

Must be produced by exhibitor in the current year.

Class Premiums:.....\$5.00 4.00 3.00 2.00

- 5. White comb honey, 1 pound jar
- 6. Amber comb honey, 1 pound jar
- 7. White extracted honey, 1 pound jar
- 8. Amber extracted honey, 1 pound jar

SECTION 203 OPEN SUNFLOWERS

Class Premiums.....\$5.00 4.00 3.00 2.00

2. Sunflowers - Any Size

4-H

4-H & YOUTH DEVELOPMENT OKLAHOMA STATE UNIVERSITY COOPERATIVE EXTENSION SERVICE

COPY WRITTEN MATERIAL AND REFERENCING SOURCES

- ✓ All 4-H exhibits should be the original work of the 4-H member. When information is taken from books, publications, magazines, or from the internet it should be expressed in the 4-H members own words. The 4-H member must reference the source of the information by using an asterisk (*) or a number (if more than one) and name the actual source at the end or bottom of paper, poster or educational display following an asterisk or corresponding number in text.
- ✓ No copyrighted or trademark protected written or visual material (pictures, photos, drawings, illustrations, etc.) should be used from books, magazines, publications, professional photographers, or from the internet without permission from the original creator. If 4-H'er applies for and is granted permission to use a copyrighted or trademark protected item, a copy of the permission form or letter needs to be attached to the back of the exhibit and properly cited with an asterisk (*) or number. If an item (picture, photo drawing, illustration, etc.) that is not protected is used its source must be cited and referenced by using an asterisk (*) or number and the source information placed at the end or bottom of paper, poster, or educational display, following an asterisk or corresponding number.

EDUCATIONAL DISPLAYS

- ✓ All educational displays must have stable, freestanding backs with sides attached. This includes Sec. 301 and educational displays in specific project areas. See class description for size requirements. Educational displays must be 3-dimensional. Note: The sizes indicated in specific classes is the maximum table space allowed when sides are extended.
- ✓ Do not include valuables, food items that will spoil or potentially harmful products (such as aspirin, cleaning products, chemicals, etc.) in any educational display. Neither the Mayes County Fair nor the 4-H Program can accept responsibility for loss of valuables. Potentially harmful products will be discarded. Text of displays should be readable from at least 10 ft. away.

POSTERS

- ✓ **NEW for 2020 -All Poster boards must be backed with foam board for display purposes. This can be done after making the poster or poster can be made directly on the correct (14X22) sized foam board.**
- ✓ For display purposes, exhibitors are encouraged to laminate all posters or cover them with clear plastic film. **Posters must be signed and dated on the back with a permanent marker before laminating.** If not marked the judging committee may mark or punch. All posters must be flat (no 3-dimensional posters). **Text of posters should be readable from at least 10 ft. away. Posters in section 300 MUST include the 4-H clover or mention 4-H. Posters in other sections/classes are encouraged to but are NOT required to include the 4-H Clover or mention 4-H unless requested in section/class description.**

SIGNING AND DATING EXHIBITS

- ✓ Exhibits should be permanently signed and dated, in an inconspicuous location, if material permits. Some exhibits that should be signed and dated are posters, most expressive arts and crafts including fine art, ceramics, woodworking and woodcrafts, herbarium cards, seed boards, forestry exhibits and model rocketry. Judge or Judging Committee may permanently mark exhibit with fair and year (for example: MCF 2019), if not signed and dated. Effort will be made to mark it in an inconspicuous place.

REQUIRED TRADE MARK DESIGNATION FOR USE OF 4-H CLOVER

- ✓ When using the official clover with H's, the tail should curve to the right and the words 18 U.S.C. 707 must appear under the lower right leaflet, unless poster and clover are hand drawn. For more information on proper use of the 4-H clover please refer to <http://4h.okstate.edu/educators/4-h-name-and-emblem>.

COMMUNICATION ARTS DIVISION

SECTION 300

4-H POSTER-ART EXHIBIT

GUIDELINES:

- ✓ Poster must be constructed on poster board 14" x 22" (1/2 of a poster board). They may be horizontal or vertical. Poster may be produced by any medium — watercolor, ink, crayon, acrylic, charcoal, collage, computer, etc. — Posters must be flat. Do not use three-dimensional pieces on posters. Posters will be judged on (1) educational idea portrayed, (2) public appeal, and (3) creative and original ability presented. Copyrighted or trademarked cartoon characters or other designs must not be used due to copyright restrictions.
- ✓ For display purposes, exhibitors are encouraged to laminate or cover all posters with clear plastic film. **Posters must be signed and dated on the back in permanent marker before laminating. If not marked the judging committee may mark or punch. Text of posters should be readable from at least 10 ft. away.**
- ✓ Individual 4-H member is restricted to those exhibits designed for his or her grade group.
- ✓ The 4-H member's name, grade before September 1, and county should be on the back of the poster in the upper left hand corner.

- ✓ **NOTE: Posters must include 4-H Clover or mention 4-H. When using the official clover with H's, the tail should curve to the right and the words 18 U.S.C. 707 must appear under the lower right leaflet, unless poster and clover are hand drawn.**

Class Premiums.....\$5.00...4.00...3.00...2.00

Beginner Division (grades 3-5)

1. 4-H promotional poster designed to recruit 4-H members, volunteers, promote any 4-H event or promote any 4-H project.
2. Poster designed to promote 4-H using the theme, "4-H Grows Here"
3. Poster recognizing or documenting one of the following: Oklahoma 4-H history during one decade or the evolution of a particular 4-H project area over the decades.

Intermediate Division (grades 6-8)

4. 4-H promotional poster designed to recruit 4-H members, volunteers, promote any 4-H event or promote any 4-H project.
5. Poster designed to promote 4-H using the theme, "4-H Grows Here".
6. Poster recognizing or documenting one of the following: Oklahoma 4-H history during one decade or the evolution of a particular 4-H project area over the decades.

Advance Division (grades 9-12)

7. 4-H promotional poster designed to recruit 4-H members, volunteers, promote any 4-H event or promote any 4-H project.
8. Poster designed to promote 4-H using the theme, "4-H Grows Here".
9. Poster recognizing or documenting one of the following: Oklahoma 4-H history during one decade or the evolution of a particular 4-H project area over the decades.

SECTION 301 4-H EDUCATIONAL BOOTH DISPLAY

- ✓ Each county is eligible to enter one educational booth per class. All grades are accepted in each class. This must be an in-depth look at a 4-H project or projects. Space for the booth is 3 feet deep and 4 feet wide (with sides extended for display). Back can be 4 feet high. There will be no solid dividers between booths, use lightweight materials for ease in transporting. Display must be free-standing. Models, photographs, posters or other means for display may be used. Display may be prepared by an individual or group from a county. Criteria for judging will be (1) effectiveness of the message, (2) appropriateness to the theme, (3) interest and attractiveness to the public.

✓ Display must focus on **ONE** of the following and be suitable for display at a local business during national 4-H Week or at another time:

- Promotion of a specific 4-H project, member recruitment, current youth issue, event, etc.
- Community Service
- The national campaign "4-H Grows Here".

- ✓ **EXHIBIT MUST PROMINENTLY DISPLAY A 4-H CLOVER OR MENTION 4-H.** When using the official clover with H's, the tail should curve to the right and the words 18 U.S.C. 707 must appear under the lower right leaflet, except if hand drawn clovers. For more information on proper use of the 4-H clover please refer to <http://4h.okstate.edu/educators/4-h-name-and-emblem>.
- ✓ Neither the Mayes County Fair nor the 4-H program can accept responsibility for loss of valuables. Potentially harmful products will be discarded.

Class Premium.....\$5.00...4.00...3.00...2.00

1. Educational Booth Display (other than community service or “4-H Grows Here”) Display may be project area, member recruitment, current youth issue, event, etc.
2. Community Service Booth Display – Sharing about a community service that 4-H member has done or county group has done. Should include pictures, examples, and scope of projects. The impact on others will be an added criteria for judging. Project should be the extension of a 4-H project area.
3. Display using the display using the national campaign “4-H Grows Here”

SECTION 302 4-H PHOTOGRAPHY

Class
Premiums.....\$5.00...4.00...3.00...2.00

- ✓ These exhibits consist of photos taken by the individual exhibitors. A photo can be entered only one year. **Individuals can exhibit in only one Level**, and may enter only one exhibit per class in that level.
- ✓ Level 1 is for members who have beginning skill level.
- ✓ Level 2 is for those who have intermediate skill level.
- ✓ Level 3 is for those who have advance skill level.
- ✓ All grades within each level are before September 1 of the current calendar year.
- ✓ **DIGITAL PHOTOS may be entered. Adjustments to digital photographs are limited to color and contrast adjustments, cropping, gray scaling, exposure adjustments, and red eye reduction (with the exception of classes 25-28)**
- ✓ **PRINTS:** Black and white or color prints may be exhibited. Prints must be no smaller than 4” x 6” and no larger than 5” x 7” (except when panoramic prints are used) for all classes, except classes 5, 10, 14, 18, and 22 where prints may be up to 8” x 10”. **Prints should be printed on photo-quality paper (not copy paper). Print quality is taken into consideration by the Judges. Photos will be disqualified if in a frame.**
- ✓ **BOARDS:** Prints must be securely attached to the surface of a **white or black** foam core, poster, or mat board. Photos will be disqualified if on regular printing paper or

cardstock. No double matting, use of multiple layers or more than one color. The entire print must be seen and cannot be masked in any way. The entire print must be seen and cannot be masked in any way. Boards must be 14" x 14" for all classes.

- ✓ **TITLES, CAPTIONS AND OTHER REQUIRED INFORMATION:** On the front of the board, there must be a title (i.e. My Trip to the Zoo, or My Favorite Photo) **and** each photo must have a caption giving the viewer more information about the photograph. The back of each board must include the exhibitor's name, county, number of years in the 4-H photography project, camera type (digital SLR, smart phone, digital point-and-shoot or 35mm film), and megapixels (if camera is digital).

4-H PHOTOGRAPHY EXHIBITS

LEVEL ONE: FOCUS ON PHOTOGRAPHY

Junior Classes – Grades 3-7 (for members who have beginning skill level)

1. Four (4) photos, one from each of the following categories: people, animals, plant life and scenery.
2. Four (4) photos of people doing different things, showing a variety of activities, camera angles and lighting choices.
3. Four (4) otherwise outstanding photos showing common mistakes in picture taking. The caption for each print must correctly identify what is wrong and provide an appropriate solution to prevent the mistake.
4. Series of four (4) photos telling a story or illustrating a single event.
5. Best individual photo made this year.

Senior Classes – Grades 8-12 (for members who have beginning skill level)

6. Four (4) photos, one from each of the following categories: people, animals, plant life and scenery.
7. Four (4) photos of people doing different things, showing a variety of activities, camera angles and lighting choices.
8. Four (4) otherwise outstanding photos showing common mistakes in picture taking. The caption for each print must correctly identify what is wrong and provide an appropriate solution to prevent the mistake.
9. Series of four (4) photos telling a story or illustrating a single event.
10. Best individual photo made this year.

LEVEL TWO: CONTROLLING THE IMAGE

Junior Classes – Grades 3-7 (for members who have intermediate skill level.)

11. Four (4) photos showing good composition, such as placement of subject, framing, contrast or perspective. The caption for each photo or the title of the board must explain the ideas being illustrated.
12. Four (4) action photos showing use of film speed of digital ISO, please include the film speed or digital ISO, shutter speed and aperture (if the camera is adjustable).
13. Four (4) photos showing effect (lighting, media, technique and process.) The caption for each photo or the title of the board must explain the ideas being illustrated.
14. Best individual photo made this year.

Senior Classes – Grades 8- 12 (for members who have intermediate skill level)

15. Four (4) photos showing good composition, such as placement of subject, framing, contrast or perspective. The caption for each photo or the title of the board must explain the ideas being illustrated.
16. Four (4) action photos showing use of film speed or digital ISO, please include the film speed or shutter speed and aperture (if camera is adjustable).
17. Four photos showing effect (lighting, media, technique and process.) The caption for each photo or the title of the board must explain the ideas being illustrated.
18. Best individual photo made this year.

LEVEL THREE: 4-H MASTERING PHOTOGRAPHY

All Grades (for members who have advance skill level).

19. Four (4) photos showing members' knowledge of one of the following: different lenses, photo lamps, existing light, filters, or special effects. The caption for each photo or the title of the board must explain the idea(s) being illustrated.
20. Four (4) outstanding "people" pictures.
21. Four (4) landscapes or nature photos.
22. Best individual photo taken this year.

Digitally Adjusted Photos.

Exhibit must include both the original photo labeled "original photo", the digitally adjusted photo labeled "adjusted photo", with a short summary of what was done (cropping, red-eye removal, color or contrast adjustment, gray scaling, exposure adjustment, etc.). Must be on a single black or white poster, foam core or mat board 14" x 14"

23. Junior (grades 3-7)
24. Senior (grades 8-12)

Digitally altered photograph/photographic illustration taken with a digital camera by the exhibitor. Alterations are beyond common photography techniques of red eye removal, cropping, etc. Exhibit includes a print of the original photograph, labeled "original photo," and the digitally altered image, labeled "photographic illustration". Must be on a single black or white mat board, foam core or poster board 14"X14". Attach up to ½ page of written explanation of the alterations to the back of the exhibit.

25. Junior (grades 3-7)
26. Senior (grades 8-12)

Digitally altered scanned image. Exhibit must include the original image, labeled "original image," and the digitally altered image, labeled "altered image". Alterations are beyond common photography techniques of red eye removal, cropping, etc. Must be on a single black or white foam core, mat board or poster board 14"X14". Attach up to ½ page of written explanation of the alterations to the back of the exhibit. Trademark images may not be used.

27. Junior (grades 3-7)
28. Senior (grades 8-12)

EXPRESSIVE ARTS DIVISION

SECTION 303

4-H ARTS AND CRAFTS EXHIBITS

Juniors ---- Grades 3-7

Seniors ---- Grades 8-12

- ✓ One exhibit per county per class. Individual members may enter only one exhibit per class. Exhibits in all classes are limited to items that cannot be exhibited in other sections. Exhibits must be permanently signed and dated in an inconspicuous location, if size and material permits. Ceramics should be signed before firing. Judge or Judging committee **at the state level** may mark exhibit with Fair and Year (for example: TSF, 2020), if not signed and dated. Effort will be made to mark in an inconspicuous place.

Class Premiums.....\$5.00...4.00...3.00...2.00

1. Jr. Fine Art — Pencil, charcoal, pastels, chalk, ink
2. Sr. Fine art — Pencil, charcoal, pastels, chalk, ink
3. Jr. Fine Art — Watercolor
4. Sr. Fine Art ---- Watercolor
5. Jr. Fine Art ---- Oil or acrylic
6. Sr. Fine Art ---- Oil or acrylic
7. Jr. Ceramics ---- Glazed (maximum of one piece)
8. Sr. Ceramics ---- Glazed (maximum of one piece)
9. Jr. Ceramics ---- Stained (maximum of one piece)
10. Sr. Ceramics ---- Stained (maximum of one piece)
11. Jr. Pottery ---- Original design made from clay using hand molding or on a potter's wheel
12. Sr. Pottery ----Original design made from clay using hand molding or on a potter's wheel
13. Jr. Print Process Article ---- Block printing and other printing methods.
14. Sr. Print Process Article ---- Block printing and other printing methods.
15. Jr. Nature Craft ---- Article made from natural materials including weaving or basket making
16. Sr. Nature Craft ----Article made from natural materials including weaving or basket making
17. Jr. Bead Craft Article
18. Sr. Bead Craft Article
19. Jr. Leathercraft ---- Kit
20. Sr. Leathercraft ---- Kit
21. Jr. Leathercraft ---- Original Design
22. Sr. Leathercraft ---- Original Design
23. Jr. Hand Crafted Wax Candle
24. Sr. Hand Crafted Wax Candle
25. Jr. Hand Crafted Gel Candle
26. Sr. Hand Crafted Gel Candle
27. Jr. Puppet
28. Sr. Puppet
29. Jr. Paper Craft
30. Sr. Paper Craft
31. Jr. Plastic Craft — Includes but not limited to Lego™ Art. If Lego™ Art is entered, it must be glued.
32. Sr. Plastic Craft — Includes but not limited to Lego™ Art. If Lego™ Art is entered, it must be glued
33. Jr. Duct Tape Craft
34. Sr. Duct Tape Craft

Tandy Leather will award a \$20.00 gift certificate to the following 4-H winners:

Class 19. Jr. Leather craft kit

Class 20. Sr. Leather craft kit

Class 21. Jr. Leather craft- original design

Class 22. Sr. Leather craft – original design

35. Jr. Miscellaneous (limited to items that cannot be entered in any other class).
36. Sr. Miscellaneous (limited to items that cannot be entered in any other class)

SCIENCE AND TECHNOLOGY DIVISION

SECTION 304

4-H TECHNOLOGY EXHIBITS

Class

Premiums.....\$5.00...4.00...3.00...2.00

✓ The 4-H technology exhibits are open to all grades. They will be judged separately in (2) two grade groups. Juniors – grades 3-7; Seniors – grades 8-12. Every exhibit must be labeled on the back with the following information: Name, Club, County, Grade by September 1 and date poster or exhibit was made. Copy written materials such as professional photos, books, publications or items on the internet **should not be used** as original. Exhibits displayed as posters must be constructed on poster board 14"x22" (1/2 of a poster board). They may be horizontal or vertical. Copyrighted or trademarked cartoon characters or designs must not be used due to copyright restrictions. For poster exhibits displays, exhibitors are encouraged to laminate or cover all poster with clear plastic film. **Text of posters should be readable from at least 10 ft. away.**

Flat flyer (one-sided) designed by the exhibitor to promote a club or county 4-H education program or activity. Computer generated flat flyer (**8 1/2" X 14" or 8 1/2" X 11"**). Flat flyers should be securely attached to an appropriately sized foam core or poster board.

1. Junior
2. Senior

Brochure, card or invitation related to 4-H (may be double-, tri-, or four-fold measuring 8 1/2" x 11" or 8 1/2" by 14 before folding.) Attach 2 flat copies of the brochure (one side showing the front and the other side showing the back of the brochure) to an appropriately sized poster board no larger than 14"x22" – 1/2 of a poster board. Attach a large envelope to the back of the board and insert a folded copy of the brochure.

3. Junior
4. Senior

PowerPoint Presentation related to 4-H. (Can be PowerPoint, Google Slides, or any other presentation program.) Presentation should either promote 4-H or educate about a 4-H project. Presentations should include an official 4-H Clover or mention 4-H. Presentation entry includes a printout of at least (5) five slides and script/presentation notes in a folder or notebook. All PowerPoint presentations should be mounted on a free standing display board not to exceed 3' x 3' when the sides are extended for display. Commercially available "Science Fair Presentation boards" are encouraged.

5. Junior
6. Senior

Digital Media for a group or club project- Submit a video (maximum of 3 minutes) designed for social media use on STEM projects. The video must be in an .MP4 format and submitted on a flash drive. Video may only contain first names of the participants and participants must have a signed media release form on file in their county 4-H office (found on the 4-H enrollment card.)

7. Group Media

STEM Career Poster 4-H members should research careers in STEM before developing their poster exhibit. Posters should highlight the variety of STEM related careers and follow the Technology Exhibit poster guidelines and criteria.

10. Junior (grades 3-7) Draw a Scientist

11. Senior (grades 8-12) Careers in STEM

4-H Global Positioning Systems (GPS)/Geographic Information Systems (GIS) Exhibits

- ✓ 4-H Youth will learn about Geographic Information Systems (GIS) concepts by collecting data on a location, describing the attributes.
- ✓ Youth will learn about geospatial technology applications and future career opportunities by working with local government agencies and project partners in their own communities.
- ✓ Increased youth involvement in community service and awareness projects that impact local communities by enhancing economic and community development.
- ✓ The 4-H GPS/GIS exhibits will be judged in two (2) grade groups. Juniors – grades 3-7; Seniors – grades 8-12.
- ✓ Every exhibit must be labeled on the back with the following information: Name, Club, County, grade and date poster, map or exhibit was made.
- ✓ Posters/Maps must be 14" x 22" – ½ of a poster board with a 4-H Clover. Exhibitors are encouraged to laminate all flat exhibitor cover them with clear plastic film. Maps may be affixed to poster board. The map itself doesn't have to be the full 14"x22".
- ✓ Displays must be free standing and not be larger than 3' x 3' (width x depth) with sides extended for display.

Display illustrating how GPS works including the user, control and space segments of the system.

10. Juniors (grades 3-7)

Display illustrating how GPS has been used to improve society

11. Seniors (grades 8-12)

Geocache box. Exhibit would include geocache box with contents, description & photograph of the location in which the box will be located. (Check Geocaching.com for instructions on placing and describing)

12. Juniors (grades 3-7)

9. 13. Seniors (grades 8-12)

Hand drawn map. Map can either be informational or directional. Attach a one (1) page explanation of the purpose for the map.

- 14.Juniors
- 15.Seniors

Computer generated map. Map can be either informational or directional. Attach a one (1) page explanation of the purpose for the map.

- 16.Juniors
- 17.Seniors

4-H ROBOTICS

The goal of the 4-H robotics program is for 4-H members to explore science, technology and engineering through designing and building a functioning robot. The robot can be either programmable or remote controlled. The robot can be created by an individual or a group.

- ✓ The 4-H robotics exhibits are open to all grades. They will be judged separately in two (2) grade groups. Juniors – grades 3-7; Seniors – grades 8-12. Every exhibit must be labeled on the back with the following information: Name, Club, County, Grade and date poster or exhibit was made.
- ✓ Attach a 3"x 5" index card to each robot/exhibit, explaining:
Construction material, how constructed and goal of project.
Year in project
Grade of member
Whether or not made from kit
Other pertinent information
- ✓ Each exhibit should have a one page report explaining the function, purpose and construction of the robot.
- ✓ Displays must be free standing and are limited to 3' X 3' (width X depth) when sides are extended for display.

Programmable or Remote Controlled Robot

- 18.Juniors
- 19.Seniors

Display with Photographs and explanation of a member developed robot which is not available for exhibit

- 20.Juniors
- 21.Seniors

Projects Group Developed by two (2) or more 4-H members working together (Include all 4-H members' Information involved on index card)

- 22.Programmable or Remote-Controlled Robot
- 23.Display with photographs and explanation of a member developed robot which is not available for exhibit.

Engineering Design Challenges **Criteria:**

Engineering design challenges are intended to encourage 4-H members to use the Engineering design process to create their own projects. These projects should include an engineering notebook, journal or description which answer the following questions about their project. Projects without an engineering notebook will be judged accordingly. Projects with notebooks will place before projects without notebooks, journals, or descriptions.

- What is the challenge or task of your project (Example: Throw a marshmallow six feet, incorporate technology into clothing, create alternative energy, design and build a rubber band powered car, etc.
- Draw your design
- How did you test your design?
- What were the results?
- How did you change your design to improve it?
- Did you retest it? Did the results improve? Describe your final design and does it work?

Engineering Design Challenges will be judged based on creativity, design, function, and recordkeeping (journal, or engineering notebook.)

Juniors- grade 3-7; Seniors grades 8-12

Marshmallow catapult challenge design task

Design requirements:

Design a trebuchet-style swing arm catapult. It may be similar to a teeter-totter or swing set. The beam (arm) is able to swing (go up and down). The arm of the catapult must be adjustable from the center to an offset (One side of the beam is longer from center pivot point). Use at least five (5) different types of materials or parts (craft sticks, brads, dowels, etc.). Use weights and gravity as the power source. Catapult cannot be any larger than a 3 foot cube (3' X 3' X 3'). Launch a marshmallow at least six (6) feet. A journal or engineering notebook should be included to describe the creation, purpose and function of the device. Explain how you built and tested your catapult. Chart your marshmallow launches.

Reference: National 4-H Curriculum, Junk Drawer Robotics, Level I. <https://shop4-h.org/products/junk-drawer-robotics-curriculum-1-give-robotics-a-hand>.

24. Juniors

25. Seniors

Alternative Energy Design Challenge

Design and build a device to utilize wind, solar, or water power. Commercially available parts are acceptable but the majority of the project must be homemade by the member. Must fit entirely within a 12-inch cube (12" X 12" X 12"). A journal or notebook should be included to describe the creation, purpose and function of the device. References for this project may include but are not limited to:

Wind Power

- 4-H Power of Wind Curriculum: <https://shop4-h.org/products/power-of-the-wind-curriculum-set-of-2>
- 2011 NYSD Wired for Wind: <https://4-h.org/parents/national-youth-science-day/wired-for-wind/SolarPower>

Solar Power

- Solar Powered House Activity <https://shop4-h.org/products/solar-powered-houses-activity-kit>
- Solar Powered Car Activity <https://shop4-h.org/products/solar-powered-car-activity-kit>

26. Juniors

27. Seniors

Wearable Technology Design Challenge

Design a piece of wearable technology. Commercially available parts are acceptable but the majority of the project must be homemade by member. A journal or notebook should be included to describe the creation, purposes and function of the device. Resources for this project may include but are not limited to:

- Wear/Tec cuticulum Series books 1-4: <https://shop4-h.org/products/weartec-1-circuitry-leaders-guide>
- 2017 NYSD Incredible Wearables: <https://4-h.org/parents/national-youth-science-day/4-h-nysd-2017-incredible-wearables/>

28. Juniors

29. Seniors

Rubber Band-Powered Vehicle Design Challenge

Design a wheel-driven vehicle, powered only by one (1) rubber band (size #64 approx. 1/4" wide by 3 1/2" long by 1/32" thick) which will transport a one-pound "load" (box of baking soda approx.. size (3 1/2" X 4 1/2" X 2")) at least 9 feet (on a smooth flat floor) while remaining within the boundaries of a 3 ft. wide parallel trac (marked off with masking tape). Speed is not a criteria.

There are no restrictions on materials, size, weight or number of wheels. However, the only energy permitted is the elastic energy of one rubber band. Commercially assembled vehicles are NOT permitted. However, commercially manufactured components may be used as parts of the vehicle. The vehicle must be self-starting (i.e., no pushing, external power starts, etc.) Propulsion of the vehicle must be through the wheels (i.e., no propellers, no launching mechanism). Transferring the energy of the rubber band to wheels via gears, fly wheels, etc. is encouraged. No remote-control devices are permitted.

A journal or engineering notebook should be included to describe the creation, purpose and function of the device. Explain how you build and tested your vehicle and if you made any modifications. Chart or graph collected data and explain how you measured improvements in your engineering notebook or journal.

30. Juniors

31. Seniors

The Future of Agriculture Research Challenge Displays

The future of agriculture research displays will illustrate current research and forward/futuristic thinking that is changing the field agriculture and agricultural based careers. 4-H members will research current trends, future thoughts and ideas for continuing to effectively feed the world. These projects should have a minimum of three (3) scholarly references identifying where and when the information was published.

These projects may:

- Describe the challenging need for increased food production for a growing population.
- Describe a new agricultural production technique or an emerging agricultural technology that will enhance or improve our agricultural and food production systems.
- Illustrate a new vision for the future of agriculture
- Describe new STEM-based careers in agriculture.
- Research displays should use research-based information and resources to answer questions to answer questions similar to the following, "What will the future of Agriculture look like?" "How will Agriculturist feed an ever-growing population?" or "What are future careers in Agriculture?"

All research displays should be mounted on a free-standing display board not to exceed 3' X 3' when the sides are extended for display. Commercially available "Science fair presentation boards" are encouraged. Displays should be readable/understandable from a distance of 10 feet. A complete research report should be included with the display in a notebook.

32.Juniors

33.Seniors

SECTION 305 4-H SCIENCE DISCOVERY PROJECTS

Class

Premiums.....\$5.00...4.00...3.00...2.00

- ✓ The goal of this project and exhibit is to allow 4-H members to:
- Use the scientific method to gain an understanding of how things work and the variables that affect them.
- Take an open and creative approach to problem solving.
- Learn that a successful outcome is based not on personal opinion but on scientific fact.
- Improve written and visual communication skills
- ✓ 4-H members are encouraged to use their 4-H projects as the basis for their scientific research and discovery project. Exhibits should relate to one of the following topics:
 - Behavioral and Social Sciences
 - Biochemistry, Medicine, and Health Sciences
 - Botany and Zoological Sciences
 - Computer Science
 - Earth and Space Sciences
 - Engineering
 - Environmental Sciences
 - Mathematics
 - Physical Sciences

A few resources for finding project ideas are:

The WWW Virtual Library: Science Fairs - <http://physics.usc.edu/~gould/ScienceFairs/>

Information about Oklahoma Science Fairs - <http://ossef.ecok.edu/>

- ✓ **Displays must be free standing and are limited to 3 X 4 (width x depth) when sides are extended.**

✓ **Displays without reports will be judges accordingly. Displays with reports will be placed above those missing reports.**

1. Beginning Division (Grades 3-5) - A display illustrating the project.
2. Intermediate Division (Grades 6-8) - A display with an accompanying report of approximately two typewritten pages.
3. Advanced Division (Grades 9-12) - A display and a written report about the project that includes an interview with a scientist, science teacher or someone who is knowledgeable about the area that is being studied (Example: a beekeeper could help with bee projects). Reports should be three (3) to five (5) pages in length.
4. Team Exhibit (All Grades) – Team may include a maximum of three members. - A display and a written report about the project. **It is recommended** that it include an interview with a scientist, science teacher, or someone who is knowledgeable about the area that is being studied (Example: an engineer could help with engineering projects). Reports should be three (3) to five (5) pages in length.

FAMILY LIVING DIVISION SECTION 306 4-H FABRICS & FASHIONS

Class

Premiums.....\$5.00...4.00...3.00...2.00

Fall 2020- All Design and Construction projects will be REQUIRED to have the Skill Mastery Sheet securely attached to the project. Use a safety pin and attach directly to the exhibit when at all possible. NEVER attach sheet to a hanger! The sheet MUST be completed by 4-H member. The Skill Mastery sheet

<http://4h.okstate.edu/literature-links/lit-online/family-consumer-science/fabric/skill-mastery-sheets> is an education tool to guide project work. Click hyperlink “Sample

Technique Cards” to find instruction for many of the techniques noted in the skill sheets (i.e. facings, zippers, hems, fasteners, etc.). The skill sheet is to be used as a planning tool. It is **important** that each 4-H member takes responsibility for the life skill of

“Learning to Learn.” *The projects have been carefully selected and directed for members to research and learn specific skills and information.* This will require looking up terms and techniques when selecting a 4-H project to construct.

Projects being exhibited for competition are being evaluated on the 4-H members “mastery” of skill(s) and subject matter. The 4-H Fashion and Fabrics Member’s & Leader’s Guides provide basic information members are to learn (master) and demonstrate in their project work. Members are encouraged to seek out other valid resources which teach proper technique and knowledge in the areas of design and construction.

General Skills to be mastered in project/product in ADC, IDC and HTDC:

Structural Design: Construction technique, size, form, color and texture suited to the materials and product end use.

Elements of Design: The finished product illustrates the member is mastering the basic elements of design - lines, shapes or forms, textures, colors, and space.

Principles of Design: The finished product illustrates an awareness and application of the principles of harmony, proportion, balance, rhythm and emphasis adding dimension, interest and/or appeal to the finished product.

Surface Design: Any lines, shapes, colors, textures, or materials applied to structural design that creates an emotional or personal quality, individuality and creative

expression without disturbing initial/end purpose. Design is the “something” that makes the item unique to the individual designer.

NEW - Each exhibit must include a completed “Skill Mastery Sheet” signed by the exhibitor and securely safety pinned to the exhibit.

Project Resources – Go to <http://agweb.okstate.edu/fourh/litol/> Family and Consumer Sciences for guidance for some of the new projects. These resources will better define multimedia, storyboard, portfolio, scientific and service learning models, leadership, historical/cultural significance, etc.

Got Questions? Ask them on the OK 4-H Fabric and Fashions Q&A Facebook page <https://www.facebook.com/pages/OK-4-H-Fabric-and-Fashions-QA/700780739954148>

Reports/Descriptions/Expense Sheet/ etc. – Any project requiring a description will include 1-2 pages, double spaced, 12 point font. Neatly/legible hand written descriptions are acceptable. **Report MUST be securely attached to the exhibit**

A county may enter one exhibit in each class.

A 4-H member may enter one exhibit per class.

Hangers will not be returned.

Competitive Classes

APPAREL DESIGN & CONSTRUCTION – (ADC)

NEW - Each piece of project work must include a completed “Skill Mastery Sheet” signed by the exhibitor and securely attached with a safety pin.

Level 1 (Grades 3-4) Be sure to review section 306 general instructions.

Project must have at least 2 (two) of the skills required for the ADC level 1 project work on the Level 1 Mastery Sheet: Buttons, Casing, Hem, Seams, Seam Finishes. Some classes have specific Level 1 skills/techniques which must be incorporated into the exhibit.

1. **Simple Tops** (shirt, tank top, t-shirt, vest, poncho, costume any other similar item not stated) No lined garments Must have 2 (two) or more of Level 1 Mastery Sheet skills/techniques: Buttons, casing, hem, Seams, seam finishes.

02. **Simple Bottoms** (shorts, capris, pants, skirts, costume or any other similar item not stated) Garments are not to be lined, have pockets or a zipper Must have 2 (two) of the skills /techniques from Level 1 Mastery Sheet: Hem, Seams, Seam Finishes, or Waistband.

03. **Non-human Apparel** (doll clothes, pet or livestock garment/costume, or any other similar item not stated)

04. **Simple Sewn Fashion Accessory** (sewn hats, scarves, bag, wallet, purse, mittens, string-pack or textile based jewelry, any other similar sewn item not stated)

05. **Knitted/Crocheted Fashion Accessory** (knitted/crocheted hats, scarves, bag, wallet, string-pack, or textile based jewelry, any other similar knitted/crocheted item not stated)

****See Class 23 All Grades: Apparel Design Project Portfolio**

Level 2 (Grades 5-6) Be sure to review section 306 general instructions.

Project must have at least 2 of the skills required for the ADC level 2 project work.

06. **Lined or Unlined One piece garment with facing** (top, robe, jacket, dress, jumpsuit, vest, costume or any other similar item not stated) Must have 2 or more of Level 2 Mastery Sheet skills/techniques: Facing, Interfacing, Seam Finish

07. **Lined or Unlined Bottom with one or more: pocket, waistband or facing** (shorts, capris, pants, skirts, costumes or any other similar item not stated) Must have at least 2(two) or more skills/techniques from the Level 2 Mastery Sheet: Facing, Pocket, Waistband, Zipper No invisible zippers in Level 2. Waistband can be flat front band and elastic back.

08. **Lined or Unlined Two piece garment** with one or more: pocket, waistband or facing (coordinating top and bottom, jacket/vest with bottom/dress, PJ's, costume or other similar two piece garment) Must have 2 (two) of the Level 2 Mastery Sheet skills/techniques :Facing, pocket, waistband. No invisible zippers. Waistband can be flat front band and elastic back

09. **Non-human Apparel** (doll clothes, pet or livestock garment, any other similar item not stated)

10. **Sewn Fashion Accessory** (sewn hats, scarves, bag, wallet, string-pack/purse/backpack/hip pack, wallet or textile based jewelry, any other similar sewn fashion accessory)

11. **Knitted/ crocheted Fashion Accessory** (knitted/crocheted hats, scarves, bag, wallet, string-pack, or textile based jewelry, any other similar knitted/crocheted fashion accessory)

**** See Class 23 All Grades Apparel Design Project Portfolio:**

Level 3 (Grades 7-8) Be sure to review section 306 general instructions. Project must have at least 2 (two) of the skills/techniques of ADC Level 3 Mastery Sheet

12. **Blouse/Shirt with sleeves and closure** (set-in, flat inset, cap, raglan, or kimono, any other item not stated) Exhibit must have 2 (two) of the skills/techniques on Level 3 Mastery Sheet: Buttons and buttonholes, Fasteners, sleeves, Zipper. No jackets, coats or vests.

13. **Lined or Unlined Bottom with zipper and pocket** (shorts, capris, pants, skirts, any other similar item not stated) Exhibit must have 2 (two) or more of the skills/techniques on Level 3 Mastery Sheet: Interfacing/Underlining, Lining, Pockets, Zipper. Pocket style must be one described on the skill sheet.

14. **Lined or Unlined Two piece garment** (coordinating top and bottom, jacket/vest with bottom/dress, PJ's, uniform, costume any other two piece coordinate) Exhibit must have 2 (two) or more skills/techniques on Level 3 Mastery Sheet: Buttons and buttonholes, fasteners, interfacing/underlining, lining, pockets, sleeves, zipper.

15.. **Sewn Fashion Accessory** with closure/fastener and seams. (Examples: hat/earmuffs, wallet, bag/purse, backpack, costume accessory (such as gloves, apron,

bustier), textile based jewelry Must include skills/techniques from Level 3 Mastery: Buttons and buttonholes, fasteners, seams, and seam finish which may apply

16. **Fashion Garment or Accessory** created by Knitting/Crocheting/Tatting/Felting or similar technique. No accessory is to be constructed from commercial/purchased fabric (woven, knit, felt, etc.) Must have 2 (two) or more techniques from Level 3 Mastery Sheet: Crochet and/or Knitting,

17. **Redesigned Original Apparel/Fashion Garment** with before and after (garment being worn) pictures and a written description of the design and construction process the member undertook and reason(s) for “redesign”. See Frugal Fashion Instruction Sheet and other OK Recycle and Redesign resources.

**** See Class 23 All Grades: Apparel Design Project Portfolio**

Level 4 (Grades 9-12) Be sure to review section 306 general instructions. Project must have 2 or more of skills/techniques for ADC Level 4. Some classes have specific Level 4 techniques which must be incorporated into exhibit.

18. **One piece lined or unlined, garment** (pants, skirt, coat, jacket, dress, jumpsuit, uniform, formalwear, costume or any other similar item) with 2 or more of the specific skills/techniques listed on Level 4 Mastery sheet: Collar/Cuff, Buttons and Buttonholes, Fasteners, Hem, Interfacing/Underlining/Interlining, Lining, Seam, Seam Finish, Zipper

19. **Two piece lined or unlined ensemble/coordinate** (coat/jacket/vest/shirt/blouse with dress/pants/slacks/skirt, etc., suit, costume or similar two-piece coordinate with 2 or more skills/techniques from the Level 4 Mastery Sheet: Collar/Cuff, Buttons and Buttonholes, Fasteners, Hem, Interfacing/Underlinings/Interlining, Lining, Seam, Seam finish, Zipper

20. Fashion Garment or Accessory created by Knitting/Crocheting/Tatting/Felting or similar Technique listed on Level 4 Mastery Sheet: Crocheting and/or Knitting

21. Functional **Fashion Accessory or Garment designed for Special Needs.** *“Special Needs” being the individual requirements of a person with a mental, emotional, physical disability or disease. MUST* Include a description of whom it was made for, why the need, any special adaptations per the individuals request and any other pertinent information supporting the finished product. (Examples of fashion accessories or garment: apron/tidy-top; garment adaptation; mastectomy pillow; cancer cap/hat; slippers/shoes; wheel chair- coat, gloves, backpack, cell phone caddy; etc. This exhibit is for fashion accessories and garments worn by the person. See IDC class 40 for other Special Needs items) See Citizenship through Service Learning and Sewing for Special Needs instructions.

22. Recycling/Upcycling Apparel on a Budget- Focus is on the skill/technique mastery applied to the recycling/upcycling of a garment with a budget of \$10. Must include an expense sheet for any supplies/garments purchased. In kind or on hand supplies (thread, fabric/trim scraps, buttons, interfacing, etc.) used in the design and construction are also to be listed on the expense sheet. Exhibit must include before and after (garment being worn) pictures and a written description of the design and construction process/steps the member undertook. See Frugal Fashion Instruction Sheet and other OK Recycle and Redesign resources.

**** See Class 23 All Grades: Apparel Design Project Portfolio**

All Grades- ADC

23. **All Grades: Apparel Design Project Portfolio:** A portfolio is a great record keeping tool. It will be a valuable source for ideas and future projects, a place to share any project work done in ADC and provide a place to show samples of new techniques or knowledge explored in ADC. It is a notebook with three (3) sections- 1) Projects/Products, 2) Sample Technique Pages and 3) Creative Inspirations and ideas. See Design Portfolio instructions. All Portfolios, regardless of grade, will be judged together.

INTERIOR DESIGN & CONSTRUCTION - (IDC)

IDC project must be made largely from a textile product unless otherwise stated. A textile is a flexible material made of fiber/thread/yarn. Textiles are formed with various methods including weaving, knitting, crocheting, knotting or felting. Other words for textiles are cloth and fabric.

Level 1 (Grades 3-4) Be sure to review section 306 general instructions. Project must have at least 2 (two) skill/techniques required for IDC Level 1. The following headings on the Skill Mastery Sheet will apply to many of the projects listed: Buttons, Casing, Gathering, Hem, Seam, Seam Finish.

24. **Home Accent Kitchen:** apron, food caddy/warmer; appliance cover, message center/board, simple curtains, table cloth, simple table runner, hand/dish towel, potholders, hot pad, lunch bag, (1) place mat, (2) napkins or any other **similar** item for the kitchen. *All exhibits should illustrate some skill mastery of hand or machine sewing techniques.*
25. **Simple Storage Bag without zipper:** laundry, jewelry, cosmetic/toiletry/shaving/pencil/book/electronic cover, or any other **similar** bag for home/school/office/shop/vehicle/exercise/hobby/barn/etc. NO fashion accessory type bags.
26. **Home Accent Storage:** bucket caddy, hanging storage unit, under-bed storage, basket liners, storage box, locker storage, scrapbook cover, or **similar** item. NO bags.
27. **Seasonal Décor Sewn from Fabric:** table runner, (1) placemat with napkin, yard flag/banner/windsock, centerpiece, decoration, any other **similar** item, sewn by hand or machine stitching. **This class is not intended for full size quilts/blankets which do not fit “seasonal décor.”**
- ** See Class 40 All Grades: Special “Needs” Accessory
- ** See Class 41 All Grades: Seasonal Décor non fabric
- ** See Class 42 All Grades Interior Design Project Portfolio

Level 2 (Grades 5-6) Be sure to review section 306 general instructions. Project must have at least 2 (two) of the skills/techniques required for the IDC Level 2 project work. The following headings on the Mastery Sheet will apply to projects listed: Buttons and Buttonholes, Casing, Crochet, Darts, Facing, Fasteners, Gathering, Hem, Interfacing, Knitting, Pleats, Seam, Seam Finish, and Zipper.

28. **Home Accent Bedroom:** Examples: two pillow cases, two coordinating pillows, pair of curtains (no commercially produced linens) or any combination of two coordinating pieces (i.e. blanket/quilt with binding, lamp shade, lap desk, rug-latched/woven/braided/etc., painted floor cloth, any other item) for the bedroom.

29. **Storage Bag with some type of Closure other than drawstring:** laundry, jewelry, cosmetic/toiletry/shaving/pencil, gym/tool/equipment/sewing bag, book/electronic/computer cover, garment bag, any other **similar** bag for home/school/office/shop/vehicle/exercise/hobby/barn/etc. NO fashion accessory type bags.
30. **Home Accent Storage:** bucket caddy, hanging storage unit, under-bed storage, basket liners, storage box, scrapbook cover, any other **similar** item.
31. **Seasonal Décor sewn from fabric:** table runner, (2) placemats with napkins, yard flag/banner/windsock, centerpiece, decoration, any other **similar** item, sewn by hand or machine stitching. **This class is not intended for full size quilts/blankets which do not fit “seasonal décor”.**
- ** **See Class 40 All Grades: Special “Needs” Accessory**
- ** **See Class 41 All Grades Seasonal Décor non fabric**
- ** **See Class 42 All Grades Interior Design Project Portfolio**

Level 3 (Grades 7-8)

Be sure to review section 306 general instructions. Project must have at least 2 (two) of the skills/techniques required for the IDC Level 3 project work.

The following headings on the Mastery Sheet will apply to projects: Appliques, Buttons and Buttonholes, Crochet, Darts, Facing, Fasteners, hem, Interfacing/Underlining, Knitting, Lining, Pleats, Pockets, Seam, Seam Finish, Staystitching, Trim(s), Top Stitching and Zipper.

32. **Home Accent Living/Family room-** any combination of **two-piece coordinates** for the living/family rooms (slipcovers, lined or unlined curtains/drapes/shades, pillows, lap throw/lap quilt, remote caddy, ottoman, lamp shade, fireplace mantel scarf, doily, any other **similar** item) No full size quilts, full size quilts would be exhibited in classes 55 or 56.
33. **Recycled/Upcycled Furniture-** Painted, stained, refinished, decoupage, tiled, or upholstered furniture, or any other appropriate technique not stated to recycle/repurpose a piece of furniture. Purchasing an unfinished piece of furniture does not qualify as recycling/repurposing. **MUST** include before and after (furniture displayed, showing how it was designed to fit a room’s décor) photos, a description of the process- inspiration/design process, who it was made for, why the need, any special considerations, or any other pertinent information supporting the finished product. See Recycle and Redesign instruction sheet.
34. **Seasonal Décor sewn from fabric:** table runner, (2) placemats with napkins, wall hanging, yard flag/banner/windsock, centerpiece, decoration or any **similar** item, sewn by hand or machine stitching. **This class is not intended for full size quilts/blankets which do fit “seasonal” décor”.**
35. **Design Story Board-** For an “Ultimate/Ideal” Room. Include color scheme, wall treatment, floor plan, etc. Exhibit will consist of a multimedia presentation, notebook or story board (matte or foam core board (20” x 15”) with above items and a description of what was learned. Project can include but not limited to pictures, samples, diagram of room arrangement, drawings, narration, cost comparison of supplies, arrangements and budget/cost, etc. for project. See Storyboard instruction sheet.

** **See Class 40 All Grades: Special “Needs” Accessory**

- ** See Class 41 All Grades: Seasonal Décor non fabric
- ** See Class 42 All Grades: Interior Design Project Portfolio

Level 4 (Grades 9-12) Be sure to review section 306 general instructions. Project must have at least 2 of the skills/techniques required for the IDC level 4 categories. The following headings on the Mastery Sheet will apply to many of the projects.: Appliques, Buttons and Buttonholes, Bias Tape, Couture Technique/ Historic Technique, Crochet, Fasteners, Hem, Interfacing/Underlining, Knitting, Lining, Mitered Corners, Pocket, Seam, Seam Finish, Staystitching, Trim(s) and Zipper.

36. **Home Accent Outdoors/Patio/Camping** – any combination of two-piece coordinate (picnic, BBQ accessories, patio furniture cushions/covers, shades, (1) placemat with napkin (this is a set and does not count as a two-piece coordinate), utensil/condiment caddy, insulated carrier, picnic blanket outdoor sling chair, hammock, sleeping bag or any other similar item not stated for outdoors/patio/camping.
37. **Design Story Board** – For an “Ultimate/Ideal” Room. Include color scheme, wall treatment, floor treatment, floor plan, etc. Exhibit will consist of a multimedia presentation, notebook or story board (matte or foam core board 20” x 15”) with above items and a description of what was learned. Project will include but not limited to pictures, samples, diagram of room arrangement, drawings, narration, cost comparison of supplies, arrangements and budget/cost, etc. for project. See Storyboard instruction sheet.
38. **Recycled/Upcycled Furniture-** painted, stained, refinished, decoupage, tiles and/or upholstered furniture, or any other appropriate techniques not stated. MUST include before and after (furniture displayed, showing how it was designed to fit a room’s décor) photos, a description of the process who it was made for, why the need, any special considerations, or any other pertinent information supporting the finished product. See Recycle and Redesign instruction sheet.
39. **Seasonal Décor Sewn from fabric:** table runner, (2) placemats with napkins, wall hanging, yard flag/banner/windsock, centerpiece, decoration, or any other item sewn by hand or machine stitching. **This class is not intended for full size quilts/blankets which do not fit “seasonal décor”.**
- ** See Class 40 all Grades: Special “Needs” Accessory
- ** See Class 41 All Grades: Seasonal Décor non fabric
- ** See Class 42 All Grades: Interior Design Project Portfolio
- ALL GRADES- IDC**
40. **Functional Home Accessory design for Special “Needs”–** *“Special Needs” being the individual requirements of a person with a mental, emotional, physical disability or disease.* MUST include a description of who it was made for why the need, any special adaptations per the individuals request and any other pertinent information supporting the finished product. (Examples of housing accessories for special needs: sensory swing/activity station; fidget quilt/blanket/mat; bedding/pillows/lap blanket; weighted/pressure/gravity blanket; bed/chair/walker caddy; bath or kitchen accessory; bedrail; storage; etc.) See Citizenship through Service Learning and Sewing for Special Needs instructions.

41. Seasonal Décor non fabric/textile: wall hanging, centerpiece, decoration, or any other similar item not state. **Exhibit is not to be constructed primarily from fabric or any textile based product. It can have some textiles (i.e. lace, ribbon, buttons, etc.)**

42. Interior Design Project Portfolio- A portfolio is a great record keeping tool. It will be a valuable source for ideas and future projects, a place to share any project work done in IDC, and provide a place to show samples of new techniques or knowledge explored in IDC. It is a notebook with three (3) sections- 1) Projects/Products, 2) Sample Technique Pages and 3) Creative inspirations and Ideas. See Design Portfolio instructions. All Portfolios, regardless of grade, will be judged together.

HOBBIES/TEXTILE DESIGN AND CONSTRUCTION - (HTDC)

HTDC projects are made from a textile product created by the exhibitor, unless otherwise stated. A textile is a flexible material made of fiber/thread/yarn. Textiles are formed with various methods including weaving, knitting, crocheting knotting or felting. Other words for textiles are cloth and fabric.

Level 1 & 2 (Grades 3-6) Be sure to review section 306 general instructions. Project must have at least 2 of the skills/techniques required for the HTDC level 1 project work. See sample technique cards for some of the HTDC techniques.

43. Simple Sewn Stuffed animal, doll or puppet with both hand and machine stitching techniques. *Focused on showing technique mastery/what was learned constructing the finished product.*

44. Decorative Textile Technique: Skill Technique(s) being mastered/learned- - screen printing, transfer printing, fabric pens, tie dye, batik, stenciling, block printing, or a similar method applied to a textile foundation such as a piece of clothing (shirt, apron, accessory, etc.) Home décor (wall hanging/ picture/pillow/rug/ pillowcase/etc.) purchased or sewn by the exhibitor. Any skill/technique listed in classes 45-48 are NOT to be exhibited in this class. Focus is on the 1) mastery of the use of the elements and principles of design.

45. Textile Fabric Creation: Skill technique(s) being mastered/learned- weaving (beading or textile), latch-hook, braiding, macramé, knitting, crochet, felting or basket weaving or a combination of one of these techniques to create a textile. Judged on the creativity and finished textile. "Textile" defined as any woven, looped or felted thread or fibers. Textile is to be constructed into a finished end product no larger than 16" x 16" or an equal surface area (examples of equal surface are: knitted scarf 6" x 42" or macramé plant hanger 8" X 32") Knitted or crocheted exhibits refer to Level 1 & 2 Mastery Sheets for specific skills/techniques. Examples: toy/game (rug for doll house, doll, ball, etc.) home décor (doily, table scarf, pillow, coaster, wall hanging, plant hanger, small basket, linen- dish cloth, scrub, towel, pillow cover, etc.), clothing/fashion accessory (hat, scarf, purse/bag, jewelry, etc.) or similar small item. *Any skill/technique listed in classes 44, 46-49 are not to be exhibited in this class.*

46. Needle Art by Hand: Skill technique(s) being mastered/earned- hand embroidery, counted cross-stitch, needlepoint, crewel embroidery, needle punch or smocking applied to towel, pillowcase, garment, home accessory. Pictures must be framed. Base/ foundation for needle art can be purchased or sewn by the exhibitor.

47. **Needle Art by Machine:** Simple machine embroidery, cross stitch/decorative stitches or applique applied to small decorative items, home accessories, towel, pillowcase, garment, picture, flag, banner, windsock, etc. Base/foundation for needle art can be purchased or sewn by the exhibitor. **NO full size quilts**
48. **Machine Pieced or Appliquéd Block** – Skill Technique(s) being mastered/learned is machine piecing and/or applique in the creation of a “textile/fabric” and then incorporated into an end product. Finished product no larger than 16” X 16” or equal surface area (example: fireplace mantel scarf 6” x 42”). Examples might include picture or wall art, pillow, bag, doll quilt, flag, banner, windsock, etc. **NO full size quilts.**
49. **Repurposed Textile Creation:** Item must be made from **repurposed textile** material which can be worn/carried or used in the home. **MUST** include before and after (a picture being worn or displayed showing how it was designed to fit the room décor) photos, a description of the process- inspiration/design process, who it was made for why the need, any special consideration, or any other pertinent information supporting the finished product. See Recycle and Redesign instruction sheet.
- ** **See Class 58 All Grades: Hobbies and Textiles Design Project Portfolio**
- ** **See Class 59 All Grades: Quilts of Valor Community Service**

Levels 3 & 4 (Grades 7-12) Be sure to review section 306 general instructions. Project must have at least 4 (four) of the skills/techniques required for the HTDC Level 3 & 4 project work. See sample technique cards for some techniques in HTDC.

50. **Stuffed animal, doll or puppet** with a minimum of (2) hand and (2) machine stitching techniques (i.e. embroidered/appliques/textile painted facial features, hair constructed from yarn/floss/fur, movable parts (arm, mouth, legs, etc.) use of fake fur, or other similar combination of techniques showing mastery of skill/technique applied to the finished product.
51. **Decorative Textile Technique:** Design and construction of an apparel/fashion accessory or home décor item from fabric created using two or more decorative textile techniques described in class 44. *Any skill/technique listed in classes 52-57 are not to be exhibited in this class. Focus is on the mastery of a decorative textile technique. Judged on the creativity and use of the decorative textile technique.*
52. **Textile Fabric Creation:** Design and construction of an original “fabric/trim” using at least two (2) techniques described in class 45. No size limit. Additional techniques might include but are not limited to hand spinning, cotton linter, and tatting. Additional example; shawl, afghan, stool, socks, etc. Fabric and/or trim must be made into a finished product. Knitted or crocheted exhibits refer to Level 3 & 4 Mastery Sheets for specific skills/techniques. Any skill/technique listed in classes 51, 53-57 are not to be exhibited in this class.
53. **Needle Art by Hand:** Two (2) of the following skill techniques(s) being mastered/learned and applied to clothing (shirt/apron/jacket/accessory/etc.) or home/school/office/décor(wall hanging/picture/pillow/rug/pillowcase/quilt/blanket/banner,etc)by “hand”- Techniques include but not limited to embroidery(floss, yarn(crewel or ribbon), cross-stitch, needlepoint, needle punch, smocking, Trapunto quilting, hand quilting or similar techniques. Base/foundation for needle are can be purchased or sewn

by the exhibitor. **This class is not intended for pieced quilts which do not fit the criteria described.** A pieced quilt would be exhibited in class 55 or 56.

54. **Needle Art by Machine:** Two (2) or more of these techniques; original free motion embroidery/thread painting, “modified” commercial/software based embroidery design (must describe modification on skill master sheet. Trapunto quilting, quilting, applique, or other advanced needle art technique applied to clothing (shirt/apron/jacket/accessory/etc.) or home/school/office/décor) wall hanging/ picture/pillow/rug/pillowcase/quilt/banner, etc.) by “machine”. Base/foundation for needle art can be purchased or sewn by the exhibitor. **This class is not intended for pieced quilts which do not fit the criteria described.** A pieced quilt would be exhibited as class 55 or 56.
55. **Hand Pieced and/or Hand Appliquéd Item finished with Hand Quilting –** Piecing and/or applique and quilting MUST have been done by hand, not by machine. Examples might include: picture or wall art, pillow, bag, doll quilt, table runner, lap robe, etc..
56. **Machine pieced and/or Machine Appliqued item finished with Machine Quilting.** Quilting must be done by the exhibitor. Examples might include: picture or wall art, pillow, bag, doll quilt, lap robe, table runner, etc.
57. **Repurposed Textile Creation: Item made from repurposed textile material/product which can be worn, used in the home, at school, in the office, on the job, car/boat/vehicle, etc.** MUST include before and after (a picture) being worn or displayed, showing how it was designed to fit room décor) photos, a description of the process- inspirations/design process, who it was made for why the need, any special considerations, or any other pertinent information supporting the finished product.

** **See class 58 All Grades: Hobbies and Textiles Design Project Portfolio**

** **See class 59 All Grades: Quilts of Valor Community Service**

ALL Grades- HTDC

58. **Hobbies and Textiles Design Project Portfolio –** A portfolio is a great record keeping tool. It will be a valuable source for ideas and future projects, a place to share any project work done in HTDC and provide a place to show samples of new techniques or knowledge explored in HTDC. It is a notebook with 3 (three) sections- 1)Projects/Products, 2)Sample Technique Pages and 3) creative Inspirations and Ideas. See [Design Portfolio](#) instructions. All Portfolios, regardless of grade, will be judged together.
59. **Quilts of Valor Community service-** Group or individually constructed quilt. ,constructed for the express purpose of being presented to a Veteran as part of the Quilts of Valor program. When available, attach the presentation script used in the Awards Ceremony or a copy of the report submitted to Quilts of Valor (<https://www.govf.org/take-action/report-a-quilt-of-valor-award>). Pictures of the presentation welcome. Be sure to have the veteran’s approval to use their picture for display.

SECTION 307

4-H BABYSITTING/CHILD CARE

*Refer to member and leader guides for ideas. A county may enter one exhibit in each class. Individual 4-H member can enter one exhibit per class in appropriate grade group.

* Please reference the State 4-H Website <http://4-h.okstate.edu/literature-links/lit-online/family-consumer-science/4HBabysittingChildCareProjectUnitOne.pdf> for literature listed below.

Class

Premiums.....\$5.00...4.00...3.00...2.00

Junior: (Grades 3-7)

1. Baby Book

Any practical size, minimum of 5 pages covering at least 9-10 months of development. Includes photographs, drawings mementos, and comments on developmental milestones. Must be clear that 4-H'er has contributed child development information to book. Baby books prepared earlier by parents may not be entered unless 4-H'er reworks the information. Handwriting should be the youth preparing the exhibit not an adult. See Unit One, page 13. Do not confuse with class 5, Children's Book.

2. Puzzles Help Children Learn

Any size. Two (2) puzzles developmentally appropriate for children at two distinct age and ability levels. Each puzzle must have its own storage container. Puzzles must be sturdy and covered so they can be cleaned with damp cloth. Describe the child for whom each puzzle would be appropriate by giving child's age, interest, and ability. Puzzles should be suitable for either boys or girls. Do not indicate that a puzzle is for boys or girls only. See Unit One, page 13. Commercially made puzzles are not eligible.

3. Child Care Poster

Must be 14" x 22" and must be permanently signed and dated on the back prior to lamination. Judging committee may mark or punch if not marked. Text of poster should be visible for at least 10 ft. away. Choose one of these topics to develop poster: Behavior and Guidance--Include pictures and fact about child development. (See Unit One, pages 14-15 and No. 706); Safety Risks and Procedures--include common safety risks that a babysitter needs to be aware of and procedures to address the safety issue (See No. 575, pages 4-7 Unit 1, pages 16-17; Unit 2, pages 28-29; 4-H Army Child & Youth Services Babysitting Student Guide, pages 25-44); Ages and Stages of Development (No. 575, page 10, 4-H Army Child & Youth Services Babysitting Student Guide, pages 49-50)

4. Basic First Aid Kit

Create a basic first aid kit from scratch (not a purchased kit) that includes the basic supplies to take care of small accidents such as bumps, scrapes, stings, and sprains. Include an emergency contact list in the first aid kit that includes but is not limited to: Emergency numbers for police, fire department, poison control, veterinarian, etc. Include a supply list and the cost to put the kit together. The kit should be in a container with a lid or zipper closure. Make sure there is a label on the kit that identifies it as a "First Aid Kit." See 4-H Army Child & Youth Services Babysitting Student Guide, pages 37-41)

Senior (Grades 8-12)

9. Children's Book

Written, illustrated and constructed by 4-H'er. May be written for a specific child with text relating to that child or for children of certain age range. Indicate appropriate age range. Construction paper, computer printout, cloth or poster board may be used. Illustrations may be drawn, photographs, appliques, magazine pictures or reassembled from other books. See No. 707, Books for Children. Do not confuse with Class 1, Baby Book.

10. Surprise Suitcase

Fill suitcase with homemade or store bought items for children you babysit. Could include books, puzzles, games, play dough, balls, costumes. Indicate appropriate age child to use each item. Include records of how children responded to materials. Package in suitcase that can be taken to the home. See No. 722, Child Care Kit. May include commercial puzzles. Contents need to be in a suitcase or a container with a lid.

11. Create a Game

Create a board game or card game to teach a specific topic to a child. Examples might include but are not limited to: Hygiene practices, exercise and fitness, safety, etc. Game boards must be 14" x 22" and must be permanently signed and dated on the back prior to lamination. Judging committee may mark or punch if not marked. Make sure to laminate game boards, cards or any pieces made of paper so that they are durable. Include written instructions of the rules of the game. Note in the instructions the age appropriateness of the game.

HEALTH/LIFESTYLE EDUCATION DIVISION SECTION 308 4-H FOOD SCIENCE EXHIBITS

✓ Individual 4-H members can enter one exhibit per class, but are restricted to those exhibits designed for his/her grade group. Educational exhibits must fit 3' x 3' (width x depth) space, with sides extended. Exhibits must be free standing with sides attached. Poster must be constructed on poster board 14" x 22". Posters and displays must be permanently signed and dated on the back prior to lamination. Judging committee may mark or punch if not marked. Text of posters and displays should be readable from at least 10 ft. away.

- ✓ Criteria for evaluating educational displays and posters include:
 - Originality of Idea — 20 points
 - Educational Value — 50 points
 - Display Value — 30 points
- ✓ All food products must be on a paper plate and in a sealed plastic bag. The superintendent will only exhibit a slice of cake or bread and one cookie, muffin or roll of all exhibits and will dispose of all excess food.

- ✓ 4-H'ers may use recipes indicated in the food science manuals or any other recipe that fits the exhibit requirements. Cakes must be made from scratch using shortening mixing method (no angel food or chiffon-type). Bread machines may be used for the bread exhibits but bread must be made from scratch - no mixes.
- ✓ Dried foods should be exhibited in a sealed, plastic sandwich bag. Canned foods should be placed in colorless, standard canning jars such as those made by Kerr, Ball, etc., and properly sealed with two piece lids (no paraffin on jams and jellies). Other types of jars will be rejected. Judges will remove the screw-bands at time of judging. Labels should be neat and plainly written. Jars of jams and jellies being considered for ribbons may be evaluated for taste in addition to traditional attributes.
- ✓ (Tulsa) Only the top 5 exhibits in each food preparation class will be displayed. All other exhibits may be picked up after judging is complete. Any exhibit not picked up the day of judging will be disposed of by fair officials.

Class

Premiums.....\$5.00...4.00...3.00...2.00

4-H FOOD PREPARATION EXHIBITS

LEVEL TWO - GRADES 3-5

1. Three (3) Muffins
2. Three (3) Rolled Biscuits
3. Three (3) Baked Drop Cookies (no shaped cookies such as snickerdoodle or peanut butter)

LEVEL THREE - GRADES 6-8

4. One-half loaf of any yeast bread (not a sweet dough) made by hand or in a bread machine
5. Three (3) yeast cinnamon rolls (no icing)
6. Three (3) rolled sugar-type cookies (no gingerbread recipes)

LEVEL FOUR - GRADES 9-12

7. One-half loaf or portion of breads from another culture. Include a one page story on how this bread fits into that culture and its nutritional contribution
8. One-half of one 8" layer Un-iced shorten type cake (no angel food or chiffon)

4-H FOOD PRESERVATION EXHIBITS

(Jar rings should be left on for display. Home canned food entries to be presented in standard jars made for home canning, with raised pattern or lettering, clear, uncolored glass and two-piece lids)

LEVEL TWO - GRADES 3-5

9. One pint or half pint jar of jam or jelly processed in boiling water canner
10. Two pieces of fruit leather
11. One pint or half pint of salsa/picante sauce

LEVEL THREE - GRADES 6-8

12. One pint jar cucumber pickles or vegetable relish
13. One pint or quart of any single canned fruit (not pickled).
14. Dried Fruit (1/2 cup of a single dried fruit). Display in a sealed plastic sandwich/freezer bag.

LEVEL FOUR - GRADES 9-12

15. One pint or quart jar pressure canned vegetables (no tomatoes or pickles)
16. One quart or one pint jar of plain canned tomatoes.

4-H FOOD SCIENCE & NUTRITION POSTER & EDUCATIONAL DISPLAYS

Posters and Educational Displays must be permanently signed and dated on the back prior to lamination. Judging committee may mark or punch if not marked. Text of posters and displays should be readable from at least 10 ft. away. Posters size is 14" X 22" and Educational Displays should be no larger than 3' X 3' (depth x width) and self standing.

4-H DIVERSITY EXHIBITS

LEVEL TWO GRADES - 3-5

17. Educational poster based on breads OR cheeses of another country or countries.

LEVEL THREE & FOUR - GRADES 6-12

18. Educational poster based on the foods from another culture. Can be based on a cultural celebration.

4-H NUTRITION EXHIBITS

LEVEL TWO - GRADES 3-5

19. Educational poster based on recipe modification for healthful eating

LEVEL THREE - GRADES 6-8

20. Educational poster based on the nutritional contributions of fruits and vegetables

LEVEL FOUR - GRADES 9-12

21. Educational display based on a recipe modification to include:

- Original recipe and what modifications were made
- Benefits of the modifications
- How did the modifications impact the above factors?
- What were other people's responses to the modifications?

4-H FOOD OR KITCHEN SAFETY EXHIBITS

LEVEL TWO - GRADES 3-5

22. Educational poster based on food or kitchen safety

LEVEL THREE - GRADES 6-8

23. Educational poster based on protein food safety

LEVEL FOUR - GRADES 9-12

24. Educational poster based on outdoor cookery or grilling

OTHER EXHIBITS

LEVEL TWO - GRADES 3-5

25. Educational poster illustrating a place setting for a specific occasion or menu

LEVEL THREE - GRADES 6-8

26. Educational display based on a breakfast buffet theme. Should include menu, buffet layout, decorations, invitations, and any additional information

LEVEL FOUR - GRADES 9-12

27. Educational poster based on careers in the food industry

PERSONAL DEVELOPMENT AND LEADERSHIP DIVISION

SECTION 309 4-H PERSONAL DEVELOPMENT

- ✓ All curriculum for Personal Development are posted on the Oklahoma 4-H Literature Online website at http://4h.okstate.edu/literature-links/lit-online/leadership-personal_development/personal-development-personal-development-resources
- ✓ **Picture Perfect YOUth curriculum and Leader Guide-** This new curriculum provides specific lessons in each level of the curriculum (beginner, intermediate and advanced) with fair project instructions. On the table of contents of each project manual, lessons with fair projects are noted with a blue ribbon icon. The score sheet for evaluating fair projects are included in all manuals and leader guide.
- ✓ **Heritage Scrapbook Classes-** The Heritage Scrapbook project also has a new curriculum. It is posted on the link provided above. This manual provides specific activities for each grade division (beginner, intermediate, and advanced). Specific activities are required for each grade division and other activities are optional. The Heritage Scrapbook should grow each year! All instructions for completing the Heritage Scrapbook are provided in each activity in the Heritage Scrapbook manual. The score sheet for evaluating the Heritage Scrapbook is included in the manual and Picture Perfect YOUth Leader Guide. Please note that instructions for activities in the Heritage Scrapbook are in BOLD in each lesson. Make sure you refer to the score sheets to double check that all required information is included in the scrapbook for each activity.
- ✓ **Scrapbooking Classes-** The 4-H Scrapbooking project has a specific curriculum which teaches youth the basics of scrapbooking. The manual is posted on the website link above. Youth are encouraged to go through these six lessons before beginning a scrapbooking project. The score sheet for evaluating the Scrapbooking classes is provided in the 4-H Scrapbooking manual.
- ✓ **Posters and Educational Displays-** should follow the guidelines on page 2 of the Oklahoma State Fair rule book unless different instructions are provided in the project manual.
- ✓ **Individuals-** may enter one exhibit in each class for their appropriate grade.

Class

Premium.....\$5.00...4.00...3.00...2.00

Beginner Level (Grades 3-5)

1. My Short Term Goals Poster- Picture Perfect YOUth Beginner Manual: Let's Take a Goal Setting Ride, page 7
2. Hello to the House Poster- Picture Perfect YOUth Beginners Manual: Who Am I? Who are You? Page. 32
3. That's Write! Poster- Picture Perfect YOUth Beginner Manual: Manners Matter. That's Write! Pg. 41. *The Thank You note subject for 2020 entry is as follows: Mrs. Mitchell, your 4-H club leader helped your team practice for the upcoming Clover County Food Showdown.*

4. My Hands of Service display- Picture Perfect YOUth Beginner Manual: Helping Hands in Action, page 62
5. Emergency Preparedness Kit- Picture Perfect YOUth Beginner Manual: Safe in My World, page 87
6. Heritage scrapbook-*Required activities:* My Family Tree, Picture This, My Heredity Profile, This is Me. *Optional activities:* Preserving My Family Traditions and Customs, Digital Scavenger Hunt, Can I Interview You?
7. Scrapbook- 4-6 pages (pages counted just like pages of a book, not plastic sleeves.) Scrapbooks should center around a specific family holiday, etc.

Intermediate Level (Grades 6-8)

8. Problem Solving Poster- Picture Perfect YOUth Intermediate Manual: Solutions for Problem Solving, page 16
9. Media Messages: Myth or Fact? Display- - Picture Perfect YOUth Intermediate Manual: The People in Our Lives, page 46
10. Leadership Banner Poster - - Picture Perfect YOUth Intermediate Manual: Modeling Leadership, page 58
11. My Thumbprint of Character Poster -- Picture Perfect YOUth Intermediate Manual: I.D. Good Character, page 79
12. Cyber Space Safety Board Game – Picture Perfect YOUth Intermediate Manual: Cyber Space: Keep It Safe, page 89
13. Heritage Scrapbook - - Required activities: My Family Tree, Picture This, My Heredity Profile, This is Me, My Day in History, Letter Writing: A Lost Art, Favorite Family Recipe, Hello. My Name Is.... Optional Activities: Cultural Museums of Oklahoma, Digital Scavenger, Can I Interview You?
14. Scrapbook - - 8-10 pages (pages counted like pages of a book, not plastic sleeves). Scrapbooks should center around a specific theme such as 4-H projects, family vacations, birthday celebrations, a specific family holiday, etc.

Advanced Level (Grades 9-12)

15. Goal Setting Collage Poster - - Picture Perfect YOUth Advanced Manual: Be SMART about Goals, page 15.
16. The Who, What, Why and How of an Interview Creative Writing Poster - - Picture Perfect YOUth Advanced Manual: Communicating Well with Others, page 34
17. Teambuilding Game Display - - Picture Perfect YOUth Advanced Manual: Teamwork: Towering to Success, page 53
18. My BEST Marketable Skills Display - - Picture Perfect YOUth Advanced Manual: Making Your Mark! Page 73
19. Vehicle Emergency Kit - - Picture Perfect YOUth Advanced Manual: Destination: Safe, page 81
20. Heritage Scrapbook - - Required activities: My Family Tree, Picture This, My Heredity Profile, This is Me, My Day in History, Letter Writing: A Lost Art , Favorite Family Recipe, Hello. My Name Is..., My Family Genogram, My Life Timeline, Cultural History Exploration, Family Holidays. Optional Activities: My Family Poem, Digital Scavenger Hunt, Can I Interview You?
21. Scrapbook- 12-16 pages (pages counted just like pages of a book, not plastic sleeves.) Scrapbooks should center around a specific theme such as 4-H projects, family vacations, birthday celebrations, a specific family holiday, etc.

SECTION 310 4-H POSTMARK

- ✓ This exhibit consists of postmarks, not stamps. Exhibits may be illustrated. All postmarks must be mounted on either 8 1/2" x 11" note paper or photo album page of any color in a binder. All entries are limited to thirty (30) pages for the collection, plus an additional page for the objective of the collection. Plastic cover pages are acceptable to protect the mounts. Any class may be illustrated. The criteria for judging will be: (1) Appearance and neatness; (2) readability; (3) material relates to chosen topic; (4) brief written description telling purpose or objective of your collection.
- ✓ **NOTE: Metered postage marks must not be used in non-metered class exhibits and non-metered postmarks in metered classes.**
- ✓ Collections from a commercial source are not eligible for exhibit (i.e. through a postal society membership.) At least one-third of the postmarks in any collection must have been added during the current project year.
- ✓ **All entries must be clearly marked on the front cover or inside the front cover with the member's name and county.**
- ✓ 4-H'ers may enter one exhibit per class for their grade group.

Class

Premiums.....\$5.00...4.00...3.00...2.00

Beginning Level (GRADES 3-5):

1. Postmark for 10 post offices in home county or surrounding area
2. 30 Oklahoma postmarks
3. 20 topical (any category)
4. 25 Metered postage marks

Intermediate Level (GRADES 6-8):

5. 30 hand cancelled
6. 10-30 postmarks that tell a story
7. 30 or more different slogans
8. 30 topical (any category)
9. 30 metered postage marks

Advanced (GRADES- 9-12):

10. 100 or more hand cancelled postmarks
11. 30-75 postmarks that tell a story
12. 50 or more different slogans
13. 50 or more topical (any category)
14. 50 metered postage marks

SECTION 311

4-H ELECTRIC EXHIBIT

- ✓ All exhibits must illustrate applications and utilize electrical energy. The exhibit must have been constructed by the exhibitor during the year exhibited and must meet electrical safety standards. All exhibits, except lamps will be judged on electrical wiring and connections, electrical components, usefulness of exhibit, working condition, complexity and design, appearance, originality, workmanship and safety. Lamps will be judged as described for each class. A 4-H member can have only one (1) exhibit in each class. Exhibits should be permanently signed and dated on the bottom or in an inconspicuous location. If not marked judges may mark or punched.

Class

Premium.....\$5.00...4.00...3.00...2.00

1. **Electric projects (Grades 3-5).** Entries to include electromagnets, motors, buzzers and direct current circuit boards.
2. **Kit Lamps (Kit Construction) - All GRADES**
Electrical wiring and connections, light source, and suitability as a reading lamp will be judged. Lamps can be floor, desk or wall models.
3. **Original Lamps - All GRADES**
Originality, workmanship, electrical wiring and connections, light source, and suitability as a reading lamp will be judged. Lamps can be floor, desk or wall models (no kits).
4. **Rewired Lamp - All GRADES**
Workmanship, craftsmanship and electrical wiring and connections will be judged. The lamp will not be judged as a reading lamp.
5. **Electric and Electronic Circuits - Grades 3-7**
The exhibit should be mounted on a board and clearly show all circuits. The exhibit should be operational and demonstrate a useful principle or be functional. The exhibit should include an explanation of the principal being demonstrated.
6. **Electric and Electronic Circuits - Grades 8-12**
The exhibit should be mounted on a board and clearly show all circuits. The exhibit should be operational and demonstrate a useful principle or be functional. The exhibit should include an explanation of the principal being demonstrated.
7. **Exhibit - Grades 8-12**
Exhibit demonstrating skill or knowledge such as wire sizing; proper wiring of an electrical cord plug, wall outlet, wall switch, 3 way switch, etc. The exhibit should include an explanation of the principal being demonstrated.
8. **Exhibit – (Grades 8-12)**
Exhibit of a wiring diagram for a home, other building, or electric supply system for a community.
9. **Electronics Concepts Poster–(Grades 3-7)**
Poster (14" x 22"). Exhibit showing a basic electric concept or explaining the proper use of electricity in modern life.

10. **Electronic/Lighting Selection Poster – (Grades 8-12)** – Poster (14"x22". Exhibit is on information that consumers might use in making a selection of any electronic devices such as computers, games, telephones, lighting fixtures, bulb or other electronic device.

SECTION 312

4-H MODEL ROCKETRY

- ✓ Posters must be 14" x 22". Exhibitors are encouraged to heat laminate all posters or cover them with clear plastic film. Display boards should be limited to a maximum of 2' x 3' and must have a single 1/4" hole drilled at the top center of board to allow for display. **NO LIVE ROCKET ENGINES WILL BE ALLOWED IN ANY EXHIBIT.** Text of posters or displays should be readable from at least 10 ft. away.
 - ✓ *Homemade rockets could be dangerous to fly.
 - ✓ Model rockets, posters, and displays should be permanently signed and dated in an inconspicuous location. If not marked the judging committee may mark or punch exhibits.
 - ✓ Attach a 3"x 5" index card to each rocket, explaining:
 - Construction material, how constructed and goal of project.
 - Year in project
 - Age of member
 - Whether or not made from kit
 - Other pertinent information
- 4-H members can enter only one exhibit in each class for their grade.

Class

Premiums.....\$5.00...4.00...3.00...2.00

Junior Division (Grades 3-7)

1. Poster showing the parts of a model rocket, with an explanation of the purpose of each part.
2. Poster explaining the function of the model rocket engine
3. Poster showing one or more points from model rocketry safety code.
4. Model Rocket made from a kit. Must be safe and functional for flight.
5. Model Rocket designed and built by exhibitor. Must be safe and functional for flight. (These rockets include water rockets air power rockets, or any rocket built without a commercial kit.)
6. Poster on any other topic pertaining to model rocketry project. (Examples: History of Rocketry, NASA Rockets, Commercial Rockets, Recent Rocket Launches, Purpose of Rockets, Rocket Designs, etc.)

Senior Division (Grades 8-12)

7. Poster or display showing the parts of a model rocket, with an explanation of the purpose of each part.
8. Poster or display explaining the function of the model rocket engine.
9. Poster or display showing one or more points from model rocketry safety code.
10. Model Rocket made from a kit. Must be safe and functional for flight.
11. Model Rocket designed and built by exhibitor. Must be safe and functional for flight. (These rockets include water rockets, air power rockets, or any rocket built without a commercial kit.)

12. Poster on any other topic pertaining to rocketry. (Examples: History of Rocketry, NASA Rockets, Commercial Rockets, Recent Rocket Launches, Purpose of Rockets, Rocket designs, etc.)

SECTION 313

4-H WOOD SCIENCE AND INDUSTRIAL ARTS

- ✓ These wood science exhibits should demonstrate a project experience which emphasizes the development of woodworking skills, such as: sawing, sanding, planning, alignment of joints, neat use of fasteners (nails, screws, etc.), and careful application of finishes. Judging will focus on the evidence of these skills.
- ✓ These exhibits will consist of articles made by 4-H Club members the past year. The project is not limited to current project idea sheets. It must be proportional; functional; and include the same techniques as the listed classes.
- ✓ Miscellaneous and refinished class items should be similar in size to the exhibits in the classes listed for the grade division. 40-H member can enter only one exhibit per class and is restricted to exhibits designed for his or her grade group.
- ✓ Wood Science exhibits should be permanently signed and dated in an inconspicuous location. If not marked judge may mark.

Class

Premiums.....\$5.00...4.00...3.00...2.00

Junior is grades 3-7; Senior is grades 8-12

WOOD SCIENCE

1. Jr. Wood Carving Article
2. Sr. Wood Carving Article
3. Jr. Woodcraft---Original design
4. Sr. Woodcraft---Original design

Beginning Level (Grades 3-5)

5. Wall mounted rack for hot pads, ties, paper towels or other wall mounted item
6. Puzzle or game
7. Spice, what-not or other small shelves
8. Book ends
9. Miscellaneous

Intermediate Level (Grades 6-8)

10. Book case or entertainment center (without doors)
11. Gun, baseball bat, fishing rod or similar rack
12. Refinished item - attach before picture & story with history of item, cost sheet, and description of process used
13. Miscellaneous

Advanced (Grades 9-12)

14. Gun, curio or display cabinet (with doors)

15. Table
16. Chest
17. Miscellaneous
18. Refinished item - attach before picture & story with history of item, cost sheet, and description of process used.

Junior is grades 3-7; Senior is grades 8-12

METALWORK

19. Jr. Metalwork----Embossed, tooled, etched
20. Sr. Metalwork----Embossed, tooled, etched
21. Jr. Metalwork----Soldered
22. Sr. Metalwork----Soldered
23. Jr. Metalwork----Arc Welding
24. Sr. Metalwork----Arc Welding
25. Jr. Metalwork----Gas Shielded Arc Welding
26. Sr. Metalwork---Gas Shielded Arc Welding
27. Jr. Metalwork----Free Hand Plasma Cutting
28. Sr. Metalwork----Free Hand Plasma Cutting
29. Jr. Metalwork----Computer Aided Plasma Cutting
30. Sr. Metalwork----Computer Aided Plasma Cutting

SECTION 314

4-H Shooting Sports

- **NO LIVE AMMUNITION, ACTUAL FIREARMS OR PARTS OF FIREARM THAT COULD BE REASSEMBLED SHOULD BE INCLUDED. ANY MANUFACTURED PART OF A SPORTING ARM MAY NOT BE DISPLAYED. NO KNIVES, AXES, etc. may be entered.**
- **For exhibits other than posters, attach a 3x5 inch note card describing the exhibit, what was done to create or prepare this exhibit and how the exhibit relates to the Shooting Sports Project.**
- The 4-H member's name, age, must be included (attached to) with the exhibit. Exhibits deemed to be inappropriate will not be displayed. Exhibits suggested but not limited to posters, educational displays, journals, slings, quivers, gun stocks, decoys and equipment.
- All exhibits will be judged on the basis of instructions and standards explained in the **Oklahoma "501: 4-H Shooting Sports Exhibit Preparation Guidelines Leaders/Members Guide" #690 (1/2007)** which is available through the County Extension Office and on the Oklahoma State 4-H Website <http://4h.okstate.edu/literature-links//lit-online/others/shooting>
- Posters must be 14"x 22". For display purposes, exhibitors are encouraged to laminate all posters or cover them with clear plastic film. Posters must be permanently signed and dated on the back. If not marked the judging committee may mark or punch. Posters may be horizontal or vertical. Text of poster should be readable from at least 10 ft. away.
- Educational display must be three dimensional should be mounted on a freestanding display board not to exceed 36" x 36" (width x depth) when the sides are extended for display. Commercially available "Science Fair Presentation Boards" are recommended.
- **If you use text, pictures, drawings, artwork or other information not created by you in your exhibit you must cite the source.**

Class
 Premium.....\$5.00...4.00...3.00...2.00

Junior Division (Grades 3-7) An explanation must be attached to and/or included in each in each exhibit describing the subject, and what is being illustrated.

01. ARCHERY SAFETY: any related item made
02. ALL OTHER DISCIPLINE SAFETY: any related item made
03. ARCHERY: any related item made
04. AIR PISTOL: any related item made
05. AIR RIFLE: any related item made
06. .22 RIFLE: any related item made
07. SHOTGUN: any related item made
08. HUNTING AND WILDLIFE: any related item made (May include tanned hides, dried and mounted wings, cleaned skulls or other wildlife parts preserved by the 4-H member. Full taxidermy style mounts will not be accepted due to limited space)

Senior Division (Grades 8-12) an explanation must be attached to and/or included describing the subject and what is being illustrated.

09. ARCHERY SAFETY: any related item made
10. ALL OTHER DISCIPLINE SAFETY: any related item made
11. ARCHERY: any related item made
12. AIR PISTOL: any related item made
13. AIR RIFLE: any related item made
14. .22 PISTOL: any related item made
15. .22 RIFLE: any related item made
16. SHOTGUN: any related item made
17. MUZZLELOADING: any related item made
18. HUNTING AND WILDLIFE: any item related made (May include tanned hides, dried and mounted wings, cleaned skulls or other wildlife parts preserved by the 4-H member. Full taxidermy style mounts will not be accepted due to limited space)

NATURAL SCIENCES DIVISION SECTION 315 ENTOMOLOGY - 4-H INSECT EXHIBITS

- ✓ The exhibits in entomology are planned to build on prior educational experience
- ✓ A 4-H member may enter only one insect exhibit in Entomology (first year through fifth year) All insects must be mounted on standard insect pins which can be purchased from the State 4-H Office. Each insect should be identified by their common name using the correct spelling. A typed master list indicating the scientific order and common name of each specimen should accompany the display. The master list document is located at <http://4h.okstate.edu/events-andactivities/oklahoma-state-fairs>.

- ✓ Exhibit collections for Classes 1 through 5 are allowed a maximum of five (5) foreign and/or out-of-state collected insects.
- ✓ Exhibits in Class 1 (First Year) must be displayed in the folding insect storage box which can be purchased in bulk at <http://www.bioquip.com/search/DispProduct.asp?pid=1002F> or individually from the state office and covered with plastic wrap.
- ✓ Exhibits in Classes 2-5 must be in insect display boxes measuring 19"x16.5"x3". This is the size of a Cornell University Drawer. These boxes can be purchased at <http://www.bioquip.com/search/DispProducts.asp?pid=1012AM> or made using the pattern available <http://4h.okstate.edu/events-and-activities/state-events-activities/oklahoma-state-fairsENTOMOLOGYEXHIBITDISPLAYBOX.PDF>. **Boxes that are not this size will be DISQUALIFIED.** At least one-third of the specimens in any collection must have been collected during the current project year building upon your previous collections.
- ✓ For more Information, instructions and judging criteria, please see the

State	4-H	Website
Premiums.....	\$5.00...4.00...3.00...2.00	

1. **First Year** - The exhibit shall consist of 25 adult insects (representing at least 5 orders) which are displayed in a Folding Insect Storage Box 9"x13"x2.5". This box can be purchased in bulk at <http://www.bioquip.com/search/DispProducts.asp?pid=1002F> or individually from the State 4-H office. Cover with plastic wrap or rigid plastic.
2. **Second Year** - The second year exhibit shall consist of 40 adult insects (representing 8 orders) which are displayed in the insect display box as indicated above.
3. **Third Year** - The third year exhibit shall consist of 50 adult insects (representing 10 orders) which are displayed in the insect display box as indicated above.
4. **Fourth Year** - The fourth year exhibit shall consist of 75 adult insects (representing 12 orders) which are displayed in the insect display box as indicated above.
5. **Fifth Year and Beyond** - The exhibit shall consist of 100 adult insects (representing 14 orders) which are displayed in the insect display box as indicated above. There is no limit on the number of years this class may be entered, if exhibit has additions or major modifications. At least one-third of the specimens in any collection must have been collected during the current project year building upon your previous collections.

6,Self-Determined Entomology Exhibit/Collections - Designed to allow exhibitors to prepare educational displays. Exhibits should be of an educational nature, attractive in design, neat and easy to understand. A one-page written report explaining the nature or purpose of the project must accompany the exhibit.

- a. Careers in Entymology
- b. Biodiversity-the roles insects play in the ecosystem
- c. Invasive species
- d. Integrated pest management

4-H HONEY EXHIBIT

- ✓ Only one exhibit allowed in each class per individual.
- ✓ Honey should be placed in colorless, one-pint honey jars or standard, colorless one-pint fruit jars such as those made by Kerr, Ball, Mason, etc. Other types of jars will be rejected. Jar covers should be new if possible and should be screwed on tightly to prevent leakage. There should be 1/4"-1/2" air space below the lid.
- ✓ Honey should be clear and free from foreign particles.
- ✓ Comb honey should be perfectly capped, free from stains, bee-bread and finger prints. Edges should be clean-cut, not ragged. One piece only in each jar; as wide as jar mouth will permit and 3.5-4 inches in length.
- ✓ Labels should be neat and plainly written or printed and include: Name, Club, Type of Honey, and month and Year Collected.

7. Comb Honey, one pint jar

8. Extracted Honey, one pint jar

SECTION 316 4-H FORESTRY

A member may enter one exhibit per class, but is restricted to only those exhibits designed for his or her grade group.

FORESTRY BOARDS AND EXHIBITS MUST BE SIGNED AND DATED ON THE BACK BY THE EXHIBITOR. Two holes ½ inch in diameter and 1 inch from the top should be drilled in wood boards to facilitate displaying the exhibit.

Class

Premiums:.....\$5.00...4.00...3.00...2.00

4-H TREE LEAF EXHIBIT

- ✓ **PLEASE NOTE:** Exhibit must in classes 1-3 must conform to all requirements, including labeling and display requirements, outlined in 4-H fact sheet #236 "Collecting and Exhibiting Tree Leaves," (revised 9/2007) <http://4-h.okstate.edu/literture-links/lit-online/environmental-science/forestry>
- 1. **Grades 3-5** Collection of 10 leaves from trees native to Oklahoma (no introduced species). One specimen must be from a native evergreen -- pine or juniper. Include a twig & buds with each broadleaf specimen. Exhibit must be properly labeled and displayed on board 22" wide and 28" tall.
- 2. **Grades 6-8** Collection of 15 leaf specimens, representing at least three of the five basic leaf types, from trees native to Oklahoma (no introduced species). Two specimens must be from native awl or scale-leaf evergreen -- pine or juniper. Non-native species are acceptable only if they have been introduced for planting windbreaks and shelterbelts. Include a twig with buds with each broadleaf specimen. Exhibit must be properly labeled and displayed on board 28" tall and 44" wide. Two 28" x 22" boards hinged in the middle are more portable.
- 3. **Grades 9-12.** Collection of 20 leaf specimens, representing four of the five basic leaf types, from trees native to Oklahoma. Three specimens must be from needle, scale or awl-leaf evergreens. Species of pine not native to Oklahoma are acceptable if they have been introduced for planting windbreaks and shelterbelts. The palmate leaf sample must come from a native Oklahoma species.

4-H WOOD SAMPLE EXHIBIT

- ✓ Wood sample exhibits should conform to instructions outlined by Grade group in Oklahoma 4-H Fact Sheet # 238 "Wood Sample Exhibits" (revised 2/2007). <http://4h.okstate.edu/literature-links/lit-online/environmental-science/forestry>
- 4. **All grades** The exhibit shall consist of eight (8) wood samples (4 hardwoods and 4 softwoods) mounted on plywood ¼" thick x 22" wide x 20" high.

4-H SELF-DETERMINED EXHIBIT

- ✓ **PLEASE NOTE:** Open to 4-H members of all grades. Exhibit suggestions are listed in 4-H Member's Guide "4-H Forestry Self-Determined Exhibits" Pub. # 239 (revised 03/05) <http://4h.okstate.edu/literature-links/lit-online/environmental-science/forestry>
- ✓ This exhibit shall consist of a poster, model, or any one of a great number of other creative efforts by the club member which relates to the science and technology of forestry or is otherwise directly related to forestry. If display not to exceed 36" x 36" (depth x width) or poster not to exceed 14" x 22".
- 5. Self Determined Exhibit - Grades 3-7
- 6. Self Determined Exhibit - Grades 8-12

SECTION 317 4-H GEOLOGY

- ✓ Any eligible 4-H member may participate in collecting, identifying and preparing a rock-mineral-fossil exhibit. 4-H member can only enter one exhibit per class.
 - ✓ **Rock-mineral-fossil** exhibitors should securely mount their specimens in a box no larger than 24" X 24". Box can be wood, plastic or cardboard, but have a method of covering the rocks, minerals and fossils.
 - ✓ Each sample should be mounted or in a compartment and labeled in a neat, orderly manner. Labels should include common name, date, location found and mineral use.
 - ✓ At least one-third of the specimens in any collection must have been added during the current project year.
- Class
Premiums.....\$5.00...4.00...3.00...2.00

1. Fifteen (15) different unpolished rocks, minerals or fossils collected from Oklahoma.
 2. Thirty (30) different unpolished rocks, minerals or fossils, including specimens of sedimentary, igneous and metamorphic.
 3. Self-Determined Exhibit - Educational exhibit depicting some phase of geology, testing of minerals, polished rocks, etc. (Display should not exceed 24" x 24".)
- ✓ **Energy/petroleum exhibits.** Posters must be on 14" x 22" poster board. Each must be signed and dated on the back in permanent marker prior to laminating. Judging committee may mark or punch if not marked. Text of posters and displays should be readable from at least 10 ft. away. Displays should be self standing and not bigger than 3' x 3' (width x depth) when sides are extended.

Junior Division (Grades 3-5)

4. Poster on well site safety
5. Energy/Petroleum Display. Subject of the display should be petroleum products; different types of energy and how they work; or different careers in energy.
6. Energy or Petroleum Science Experimental Display (Science-Fair type.) 4-H members are encouraged to (a.) use their 4-H projects as the basis for their scientific research and discovery; (b.) use the scientific method to gain an understanding of how things work and the variables that affect them; (c.) take an open and creative approach to problem solving; d. learn that a successful outcome is based not on personal opinion but on scientific fact; & (d.) use written and visual communication skills.

Intermediate Division (Grades 6-8)

7. Photography Exhibit over a state park or geological region (not limited to Oklahoma). Four photos mounted on 14" x 14" poster board with detailed explanations and information.
8. Poster on Water Mineral Issue. Subject of poster should be one of the following:
 - What water hardness and mineral testing can determine.
 - Secondary recovery methods
 - Dangers of lead in the water
9. Energy or Petroleum Science Experimental Display (Science-Fair type.) 4-H members are encouraged to (a.) use their 4-H projects as the basis for their scientific research and discovery; (b.) use the scientific method to gain an understanding of how things work and the variables that affect them; (c.) take an open and creative approach to problem solving; d. learn that a successful outcome is based not on personal opinion but on scientific fact; & (d.) use written and visual communication skills.

Senior Division (Grades 9-12)

10. Poster of a press release; collected about the energy information and your interpretation; possibly the Energy Index or other Topic.
11. Energy or Petroleum Display. Subject of the display should be areas of the Oklahoma Energy Index; different drilling techniques and how they work; or careers in the energy industry.
12. Energy or Petroleum Science Experimental Display (Science-Fair type.) 4-H members are encouraged to (a.) use their 4-H projects as the basis for their scientific research and discovery; (b.) use the scientific method to gain an understanding of how things work and the variables that affect them; (c.) take an open and creative approach to problem solving; d. learn that a successful outcome is based not on personal opinion but on scientific fact; & (d.) use written and visual communication skills.

SECTION 318

4-H WILDLIFE PROJECTS

- ✓ Only one exhibit will be allowed in each class per individual. Individuals may enter only in their respective age category.
- ✓ All exhibits will be judged on the basis of instructions and standards explained in the “**4-H Wildlife Project Exhibit Preparation Guidelines**” (# 720; revised 12/06) which is available from the County Extension Office or at <http://4-hokstate.edu/literature-links/lit-online/environmental-science/wildlife-and-fisheries>
- ✓ Self Determined Exhibits - To encourage members to develop their own learning projects, a self determined exhibit class is included in each category. For ideas and guidelines for exhibits, please see 4-H publication # 721 “4-H Wildlife Self Determined Projects” (revised 12/06) and 4-H NREM 624 “Creating a Wildlife Resource Map”. Text of posters should be readable at least 10 ft. away. Include references for information. At least one reference must be from a source other than the internet.
- ✓ All 4-H exhibits should be the original work of the 4-H member. When information is taken from books, publications, magazines, or from the internet it should be expressed in the 4-H members own words. The 4-H member must reference the source of the information by using an asterisk (*) or a number (if more than one) and name the actual source at the end or bottom of paper, poster or educational display following an asterisk or corresponding number in text. No copyrighted or trademark protected written or visual material (pictures, photos, drawings, illustrations, etc.) should be used from books, magazines, publications or from the internet with out permission from the original creator. If 4-H'er applies for and is granted permission to use a copyrighted or trademark protected item, a copy of the permission form or letter needs to be attached to the back of the exhibit and properly cited with an asterisk (*) or number. If an item (picture, photo drawing, illustration, etc.) that is not protected is used its source must be cited and referenced by using an asterisk (*) or number and the source information placed at the end or bottom of paper, poster, or educational display, following an asterisk or corresponding number.
- ✓ All posters, resource maps and displays must be permanently signed and dated on the back. If not marked the judging committee may mark or punch. Text of posters or educational displays should be readable from at least 10 ft. away. All exhibits on boards must have hangers. Eye screws and wire preferred. No saw-toothed hangers.

Class

Premiums.....\$5.00...4.00...3.00...2.00

4-H OKLAHOMA WILDLIFE

- ✓ Exhibits entered in this section should relate to a specific category of game or non-game animals or birds.

Junior (Grades 3-7)

1. (A) A collection of fifteen (15) different kinds of plants, trees or shrubs known to provide food or cover for wildlife, mounted on food and cover cards or (B) a seed board with fifteen (15) different kinds of seeds eaten by wildlife. (See 4-H Lit. # 720 updated 12/06.) No more than four (4) varieties may be cultivated crops. All of the specimens must have been collected during the current project year. For each plant or seed included list one (1) wildlife species that use that plant or seed (on the cover card or board). All plant species must be native to Oklahoma except that up to four (4) of the plants (or seeds) may be from cultivated crops
2. Scrapbook of Oklahoma Wildlife (cutouts, pictures or drawings) of at least five (5) mammals, five (5) birds and five (5) reptiles or amphibians. Give common name and what habitat they can be found in. Common names should be specific (i.e. black rat snake, pygmy rattlesnake, etc.)
3. Exhibit of the tracks of eight (8) wild animals or birds commonly found in Oklahoma. POSITIVE plaster casts should be mounted on masonite or plywood, not to exceed 12" x 24". Label each track with kind of animal or bird, which county track was found in, what habitat it was found in and what date the track was cast. See 4-H Lit. #473 Animal Tracks for more instructions and details.
4. Self Determined Exhibit. Posters must be 14" x 22". Displays must not exceed 3' X 3' (width x depth). Possible examples include but not limited to: a display dealing with methods of identification of waterfowl, a poster on wildlife, or environmental careers. See Lit, # 721 "Self Determined 4-H Wildlife and Fisheries Project Ideas" revised 12/06 for additional examples.

Senior (Grades 8-12)

5. (A) A collection of thirty(30) plants known to furnish food or cover for wildlife, mounted on food and cover cards or (B) a seed board with thirty (30) plant seeds known to furnish food or cover for wildlife. No more than six (6) varieties may be cultivated crops. At least half of the specimens must have been collected during the current project year. For each plant or see include three (3) wildlife species that use that plant or seed (on the cover card or board). Species names must be used for both plants and wildlife in addition to the common name. All species must be native to Oklahoma except that up to six (6) may be from cultivated crops.
6. Evaluation of an Oklahoma habitat type that includes a general description of the habitat plant and animal species (species names must be used for plants and wildlife in addition to the common names) that occur within the habitat; a range map showing the habitat's distribution within Oklahoma; and threats to that habitat. Examples of possible habitats include: playa lakes, tallgrass prairie, cross timbers, and shortgrass prairie.
7. Self Determined Exhibit. Posters must be 14" x 22". Displays must not exceed 3' X 3' (depth x width). Possible examples include but are not limited to: description of a Wildlife Management Area detailing area, location, habitat, management, and wildlife population trends (if known); or a poster with an emphasis on the life cycle, status, range map, and habitat of an Oklahoman threatened or endangered species. Species names must be use for plants and wildlife in addition to common names. See Lit. # 721 "Self Determined 4-H Wildlife and Fisheries Project Ideas" revised 12/06 for additional examples.

4-H FISHERIES

Junior (Grades 3-7)

8. Display board showing steps in tying two kinds of fishing knot used in tying lines or leaders. Use cord instead of fishing line. Mount on board suitable for hanging, not to exceed 12" x 12".
9. Notebook describing habits and appearance of five (5) fishes found in Oklahoma. Information on each fish to include photo, drawing or cut-out picture, proper common name, kind of food eaten, distinctive physical characteristics, best ways to catch and other topics of interest to anglers.
10. Display of five (5) member assembled lures, together with the materials from which they were assembled, mounted on a board not to exceed 12" x 16". Lures may be spinners, jigs, flies, plugs or a combination of these. May be entirely homemade or assembled from purchased supplies.
11. Self Determined Fish Project. Educational report, display or project created by the member. Topic to deal with fish, fishing, fish farming, aquatic food chains or pollution in Oklahoma waters. Displays not to exceed 36" x 36" (width x depth) with sides extended. Posters must be 14" x 22".

Senior (Grades 8-12)

12. Notebook describing habits and appearance of ten (10) fishes found in Oklahoma. Information on each fish to include photo, drawing or cut-out picture, proper common name, kind of food eaten, distinctive physical characteristics, best ways to catch and other topics of interest to anglers.
13. Display of five (5) fishing flies tied by the exhibitor. The material and shape of the exhibit will be exhibitor's choice, but cannot exceed 12" x 12" in size. Attach report to exhibit to indicate the following about each fly on the board: type of fly, type of fish it is used to catch, habitat conditions it is used in and cost to purchase or make.
14. Display of five (5) fishing lures. Lures may be any type commonly used in sport fishing. The material and shape of the exhibit board will be exhibitor's choice, but cannot exceed 12" x 12". Attach report to exhibit to indicate the following about each lure on the board: type of lure, type of fish it is used to catch, habitat conditions it is used in and cost to purchase or make.
15. Self Determined Fish Project. Educational report, display or project created by the member. Topic to deal with fish, fishing, fish farming, aquatic food chains or pollution in Oklahoma waters. Displays not to exceed 36" x 48" (width x depth) with sides extended. Posters must be 14" x 22".

4-H BIRD

The following OK 4-H online publications would be excellent resources along with those listed in exhibit text for learning more about birds and birding:

4-H NREM 620 "Bird Watching –A Beginning"; 4-H NREM 621 "Using Binoculars"; and 4-H NREM 622 "I Think It Is A....." (#622 contains a list of additional resources):

Junior (Grades 3-7)

16. Display of a home constructed bird feeder (may be from a kit), must include a 3" X 5" index card tacked to the feeder with the following information: 1) What species was it constructed for; and 2) What habitat and site location (should include height) it be placed in. Should be functional and not decorative.

17. Display of a single unit bird house, home constructed (may be from a kit) with a 3" x 5" index card tacked to the house with the following information: (1) What bird species was house constructed for and (2) What habitat and site location (should include height) the house will be placed in. Should be functional and not decorative.
18. Notebook of fifteen (15) pictures, drawings or photos of birds seen and identified by member and labeled with common name of each.
19. Self Determined Poster (14" x 22"). See "Self Determined 4-H Wildlife & Fisheries Project Ideas" Oklahoma 4-H Pub.# 721 (revised 12/06) for ideas. See 4-H Wildlife Project Lit No. 720 "Exhibit Preparation Guidelines Leaders/Members Guide" (revised 12/06) for guidelines.
20. Observation report for Bird Feeder used during previous year, including photo of feeder at location used ("Bird Feeding Station Report" #723 found on OK 4-H Lit. On-line under Wildlife & Fisheries). May use feeder constructed or a purchased feeder.
21. Observation report for Bird House used during previous year, including photo of house at location used ("Birdhouse Observation Report" #724 found on OK 4-H Lit. On-line under Wildlife & Fisheries). May use birdhouse constructed or a purchased house.

Senior (Grades 8-12)

22. Bird habitat improvement exhibit. Notebook of pictures or drawings explaining how exhibitor is developing or improving a bird habitat. This exhibit may be added to or continued from year to year as the habitat improvements are implemented.
23. Notebook of bird, feeder or nest/house observation records for more than current year. Include picture of house or feeder at location used with some analysis of comparisons in observations for years observed. (Observation reports are on OK 4-H Lit. On-line under Wildlife & Fisheries- "Bird and Nest Observation" #722; "Bird Feeding Station" #723; and Bird Observation; #724)
24. Self Determined Bird Project. If poster must be 14" x 22". If display must not exceed 3' X 3' (width x depth). See "Self Determined 4-H Wildlife & Fisheries Project Ideas" Oklahoma 4-H Pub.# 721 (revised 12/06) for ideas. See 4-H Wildlife Project Lit No. 720 "Exhibit Preparation Guidelines Leaders/Members Guide" (revised 12/06) for guidelines.

4-H WILDFLOWER STUDY

- At least one-third of the specimens must have been collected during the current project year.
 - See information on pressing plants in "Leaf Pressing and Collecting Hints" 4-H publication No. 237 (Revised 04/04) to prepare plants for collections and exhibits.
 - Diagrams & posters should be hand generated and not down-loaded from internet or computer
- "Wildflower Card" (OK 4-H Lit. # 718) can be downloaded from OK 4-H Lit. On-line under Wildlife & Fisheries. Please print form on card stock or heavy paper and hold punch.

Junior (Grades 3-7)

25. Collection of eighteen (18) Oklahoma wildflowers properly pressed and mounted on wildflower cards. Label with common name flower family and tell location and date collected. Display in a notebook.
26. Drawing or diagram showing parts of a wildflower blossom, not to exceed 8 1/2" x 11".
27. Self Determined poster (14" x 22"). See "Self Determined 4-H Wildlife & Fisheries Project Ideas" Oklahoma 4-H Pub.# 721 (revised 12/06) for ideas. and 4-H Wildlife Project Lit No. 720 "Exhibit Preparation Guidelines Leaders/Members Guide" (revised 12/06) for guidelines.

28. Display two (2) principle wildflower families showing four (4) or more pressed flowers of each family labeled with common name. A brief description of each flower family should be included. If poster must be 14" x 22" or display in a notebook.
29. G showing leaf arrangements (opposite, alternate and whorled); types of leaves (simple, pinnately compound, palmately compound); leaf margins (toothed, smooth and lobed). If poster must be 14"x22" or display in notebook on card stock pages or wildflower cards (Lit. # 718).

Senior (Grades 8-12)

30. Collection of twenty five (25) Oklahoma wildflowers properly pressed and mounted on wildflower cards. Label with common name, scientific name, flower family, location collected, date collected and habitat collected from. Display in a notebook.
31. Make a collection and mount for display at least fifteen (15) kinds of wild flower seed that show various adaptations to dispersal by wind, water, birds and mammals.
32. Special collections. Collection of specimens in some special category, i.e. one (1) family, poisonous, dyes, edibles or specific season such as early spring. If poster must be 14"x22" or display in a notebook. on card stock pages or wildflower cards (Lit. # 718).
33. Self Determined Exhibit. If poster must be 14" X 22". Display must not exceed 3' X 3' (depth x width). See "Self Determined 4-H Wildlife & Fisheries Project Ideas" Oklahoma 4-H Pub.# 721 (revised 12/06) for ideas. See 4-H Wildlife Project Lit No. 720 "Exhibit Preparation Guidelines Leaders/Members Guide" (revised 12/06) for guidelines.

SECTION 319 4-H ENVIRONMENTAL STEWARDSHIP

- ✓ Exhibits will be judged based on the criteria outlined in the 4-H project fact sheets available from the County Extension Office or available on OK 4-H Literature On-line under Environmental Science. Text of posters should be readable at least 10 ft. away. Include references for information. Include references for information. At least one reference must be from a source other than the internet. Posters must not be printed directly from the internet—this is plagiarism.
- ✓ Each piece of exhibits containing more than one item must be labeled with exhibitor's name and county. Posters must be signed and dated on the back. Publications listed in this section can be found at <http://okstate.edu/literature-links/lit-online/environmental-science/environmental-science>
- ✓ A 4-H member may enter one exhibit per class, but is restricted to those exhibits designed for his or her grade group

Class

Premiums.....\$5.00...4.00...3.00...2.00

1. **Vermi-Composting (with Worms). (Grades 3-7)** Compost sample and poster that explains how to compost with worms .Must include report may include one or more of the following areas: bins for vermi-composting, feeding and care, moisture requirements, harvesting compost. Poster must be on 14" x 22" poster board and must include a photograph of your compost bin. One pint of compost (worm castings) in a sandwich-size zip-lock bag or pint jar with lid must be included.

2. **Exploring Streams and Lakes Poster** (Grades 3-7) Poster (14" x 22") with photos showing a stream, lake or pond you have visited. Photos should show things like shorelines or creek banks, appearance of the water, condition of vegetation on the shore or banks, and problem areas such as erosion, trash or obvious pollution. For more ideas read Lit. #19 "Water Quality of Streams and Lakes" Related report form is #20. Each photo must have a caption explaining what it shows. Overall, the poster should tell what you think is helping or harming the water or the plants and animals that live there. Changes should be shown over time for projects after the first year. Poster title should include name of water body, if it has one, and town or county where located.
3. **Water Critters** (Grades 3-7)
Display a collection of pond, lake or stream critters (no fish) preserved in one to three baby food jars with rubbing alcohol as described in Lit. #21, "Aquatic Organism" Securely attach a completed Critter ID bookmark (Lit. # 29 "Stream and Lake Critter Identification") to the jar using tape and a string around the jar neck. Do not include more than one of each type of critter. Collect only critters found on or in the water, not adult flies. Write a short paragraph telling about the value of water critters - read and summarize in your own words Lit. # 21 or related materials. Optional: Include one single-sided page of labeled photos or drawings of the site or collecting activity.
4. **Where Does My Water Come From Poster** (Grades 3-7)
(14" x 22") showing or describing the source of your water (lake, aquifer, private well) and/or what is done to it before it (water treatment plant, in home filtration system) gets to your home. See Lit # 19 "Water Quality of Streams for ideas.
5. **Natural Resources of My County Poster (Grades 3-7)**
Poster (14" x 22") with your photos showing a mixture of local natural resources like prairies, forests, scenic views, water bodies, agriculture, wildlife or similar things Each photo must have a caption naming the resource. Overall, the poster should convince the reader that your county is a great place to live. Poster title should be at least 1 inch tall and include name of your county.
6. **Recycled Item – (Grades 3-7).**
Useable item made from trash other than craft type item. Original items and useful items will be ranked higher. Attach 3" X 5" card listing all materials used.
7. **Aquatic Habitat Poster (Grades 3-7)**
Poster(14" x 22") with photos showing a stream, lake or pond you have visited. Photos should illustrate distinct habitats such as shoreline vegetation, undercut banks, rocky shores, riffles, pools or runs. Each photo must have a caption explaining what it shows. For more ideas read Lit. #21. "Aquatic Organism" Overall, the poster should comment on things you observed that could be helping or harming the critters or their habitat. Changes should be shown over time for projects after the initial year. Poster title should include name of water body, if it has one, and town or county where located.
8. **Homemade Stream or Lake Sampling Equipment (Grades 3-7)**
Display one piece of stream or lake sampling equipment that you have made. Write a one-page report explaining its purpose and how to use it. Some possibilities include Secchi disks, plankton tows, deep water samplers, and kick nets. See TVA booklet, "Homemade Sampling Equipment" for instructions on how to make equipment. Optional: Include one single-sided page of labeled photos or drawings showing equipment in use.
9. **What Is A Watershed? – Poster (Grades 8-12)**
(14" X 22") Describe what watersheds are and how they work. Title must contain the word, "watershed". See Literature # 24 "Understanding Human Impact on Streams" for ideas.

10. **Natural Resources of My County Poster (Grades 8-12) Poster (14" x 22")** with your photos showing a mixture of local natural resources like prairies, forests, soils, scenic views, water bodies, agriculture, wildlife or similar things. It is desirable to show people using the resource. Each photo must have a caption naming the resource and explaining how people use and enjoy it. Overall, the poster should convince the reader that your county is a great place to live. Poster title should be at least 1 inch tall and include name of your county.
11. **Stream, Pond or Lake Poster (Grades 8-12)**
(14" X 22") Photos showing a stream, pond or lake you have visited. Poster should show things people have done or might do, along the shore or in the watershed that can harm this stream, pond or lake. For ideas read Literature #'s 21 & 24. Poster title must include name of water body and town or county where located.
12. **Water Critters (Grades 8-12)**
Display a collection of pond, lake or stream critters (invertebrates only- no animals with backbones, e.g. fish or frogs) preserved in baby food jars with rubbing alcohol as described in Lit. # 21 "Aquatic Organism". Collect in only one water body. Separate critters from different habitats into different jars, labeled with habitat name. Do not include more than one of each type of critter in each collection jar. Collect only critters found on or in the water, not adult flies. Write a 1 page report on three of your critters explaining how they are adapted to their habitat. Read Lit. # 21 "Aquatic Organisms" for ideas. Use the Bookmark Critter ID rating form instructions (Lit. # 29) to calculate the water quality rating for your water body and include results in your report.
13. **Homemade Stream or Lake Sampling Equipment (Grades 8-12)**
Display one piece of stream or lake sampling equipment that you have made. Write a 1 page report explaining its purpose and how to use it. Some possibilities include Secchi disks, plankton tows, deep water samplers, and kick nets. See TVA booklet, "Homemade Sampling Equipment" for instructions on how to make equipment. Optional: Include one single-sided page of labeled photos or drawings showing equipment in use.
14. **Illegal Dumping – Poster (Grades 8-12)**
(14"x 22") Discourage illegal dumping and explain how illegal dumps can contaminate water or create other problems.
15. **Landfill Display (Grades 8-12)**
Display showing how landfills work. Display must fit a space that is 3' by 3' (width X depth) when sides are extended for display.
16. **Recycled Item (Grades 8-12).** -Useable item made from trash other than craft type item. Original ideas and useful items will rank higher. Attach 3" X 5" card listing all materials used.

All Levels

17. **Group Environmental Project Display** (all grades). This exhibit is to consist of a display and written report of an environmental project carried out by 4 or more 4-H members under the supervision of a 4-H leader. The project may focus on any area of environmental stewardship including recycling, education about a local environmental issue, planting trees or other area of interest. Display not to exceed 3' x 3' (depth x width)
- Judging criteria:
1. A brief project description and statement of purpose and objectives.
 2. Creativity and quality of project.
 3. A brief summary of project activities, extent to which objectives were achieved, knowledge gained, significance of the project to the environment in the community, and number of people involved and/or impacted by project.

4. Media campaign. Include copies of newspaper clippings and other publicity related to the project.
5. Photographs may be included.

SECTION 320 –4-H CROPS

- ✓ All crop exhibits must be grown by the exhibitor as a part of a 4-H project during the year exhibited. Only one exhibit allowed in each class per individual. However, counties may have more than one exhibit per class. All crop exhibits must be grown by the exhibitor as a part of a 4-H project during the year exhibited. Grain may not be returned to the exhibitor except for the following legumes: alfalfa, sweet clover, and vetch.
- ✓ **Grain and crop seed exhibits should be brought and will be exhibited in one gallon clear jars (plastic or glass) with a lid. Alfalfa and small seeded legumes can substitute ½ gallon clear jars.**
- ✓ Exhibits of bolls of cotton, ears of corn, or heads of grain sorghum should be brought & exhibited in a shallow wooden, plastic, or cardboard box of appropriate size for the respective exhibit.

Class

Premiums.....\$5.00...4.00...3.00...2.00

4-H COTTON EXHIBIT

1. Any Variety (20 open bolls) (Exhibit to be shown with petiole attached, bract leaves removed and burr side up)

4-H CORN EXHIBIT

2. Corn Ears (10 ears)

4-H GRAIN SORGHUM EXHIBITS

3. Grain sorghum (10 heads) (Exhibit to be trimmed with 2 1/2 inches of peduncle left on the head)

4-H THRESHED GRAIN SPRGUM EXHIBI

4. Grain sorghum exhibit (15 lbs. grain)

4-H Canola Exhibit

5. Canola (15 lbs. grain)

4-H SMALL GRAIN EXHIBIT

- ✓ All exhibits of wheat must be labeled as to specific variety or name of hybrid. Small grain exhibit shall be approximately one peck. Please refer to the OSU Fact Sheet PSS-2168 Maturity Classification of Wheat Varieties <http://wheat.okstate.edu/wheat-management/varieties/PSS-2168.pdf> for suggested varieties
- 6. Very Early and Early Maturity Hard Red Wheat Varieties
- 7. Medium Maturity Hard Red Wheat Varieties
- 8. Late and Very Late Maturity Hard Red Wheat Variety
- 9. Hard White Winter Varieties
- 10. Any other wheat variety including Hard White Varieties and Soft Red Varieties
- 11. Oats, any variety
- 12. Rye, any variety
- 13. Barley, any variety

4-H LEGUME SEED EXHIBIT

14. Alfalfa (2 quarts)
15. Other small seeded legumes, such as vetch, sweet clover, etc. (2 quarts)
16. Soybeans (1 peck)
16. Other large seeded legumes, such as cowpeas, mung beans, winter peas, etc. (1 peck)
17. Peanuts, any type, any variety (1 peck)

4-H PEANUT INFORMATION EXHIBIT

- ✓ Eligibility: Any 4-H member interested in learning more about peanuts and the peanut industry may prepare an exhibit.
- ✓ The exhibit shall consist of an educational exhibit that will fit a 3' wide x 3' deep. It must be free-standing with sides attached. A 4-H notebook should be included in the display. Each county may have one exhibit in each class.
- ✓ The exhibit should provide information about one phase of the peanut industry such as history, use, production, processing, or importance. The exhibit should increase the public awareness of the importance and impact of the specific sector of the peanut industry selected. The notebook should include any involvement the exhibitor has had with teaching others, giving talks or demonstrations, preparing peanut foods, planning programs, producing peanuts, etc. The notebook may be typed or handwritten and should include pictures.
- ✓ Criteria for judging: 30 points Completeness of educational lesson, 30 points Public appeal, 40 points notebook.

18. Jr. Division (Grades 3-7)
19. Sr. Division (Grades 8-12)

CROPS IN OUR LIVES POSTER EXHIBIT

Poster must be 14" X 22" and must be permanently signed and dated on the back prior to laminating. Judging committee may mark or punch if not marked. Text of posters should be readable from at least 10ft away.

- A. History (domestication process, global spread via immigrants, etc.)
- B. Production
- C. Use in different cultures
- D. Use in different processed foods

20. Grades 3-5
21. Grades 6-8
22. Grades 9-12

Class

Premiums.....\$5.00...4.00...3.00...2.00

SECTION 321

4-H FORAGE FOR LIVESTOCK AND WILDLIFE

- The exhibitor's name and address must be on the back of the display board.
- References for the displays are:
 - ✓ Field Guide to Oklahoma Plants, OSU Rangeland Ecology and Management Publication, contact OSU County Extension Office or Natural Resources Conservation Service Office
 - ✓ National Range Judging Contest 4-H Manual No. 149
 - ✓ A Checklist of Prairie, Shrubland, and Forest Understory Plants of Oklahoma, OSU Fact Sheet F-2872
 - ✓ Bobwhite quail Habitat Evaluation and Management Guide, OSU Circular E-904
 - ✓ White-tailed Deer Habitat Evaluation and Management Guide, OSU Circular E-979
- ✓ Classes are an exhibit of ten (10) native or introduced, annual, biennial, or perennial plants mounted on plywood, pegboard, or other suitable material approximately 3 feet by 3 feet. Two holes ½ inch in diameter and 1 inch from the top should be drilled in the board to facilitate displaying the exhibit. Exhibitor must sign and date the board on the back.
- ✓ Plant specimens must have been collected during the current project year.
- ✓ Single plants or bundles should not exceed 1 inch in diameter. No plant should extend above or below the display board. Plants must be labeled with the common name. Judges will use references listed above.
- ✓ Label with letters approximately ½ inch high. Labels may be placed above, below, or across the plants.

Class

- 01 Forages with desirable grazing value for cattle
- 02 Forages with undesirable grazing value for cattle
- 03 Forages with desirable browsing value for wildlife (must specify species)
- 04 Forages with undesirable browsing value for wildlife (must specify species)

Class Premiums.....\$5.00...4.00...3.00...2.00

HORTICULTURE DIVISION

SECTION 322

4-H HOME GARDENING

- ✓ Only one exhibit allowed in each class per individual.

Class

- 1. Potatoes, yellow, white or russet, 3 specimens
- 2. Potatoes, red, 3 specimens
- 3. Okra, 6 pods
- 4. Onions, yellow, 3 specimens

5. Onions, white, 3 specimens
6. Onions, red, 3 specimens
7. Pumpkin, field type (oblong), one
8. Pumpkin, jack-o-Lantern (round and flat), one
9. Squash, winter, acorn, one
10. Squash, winter, butternut, one
11. Squash, winter, other
12. Eggplant, 2 specimens
13. Squash, summer, zucchini, 2 specimens
14. Squash, summer, yellow straight neck, 2 specimens
15. Squash, summer, yellow crook neck, 2 specimens
16. Squash, summer, patty pan (scallop type), 2 specimens
17. Sweet Potatoes, (any variety), 3 specimens
18. Pepper, jalapeno, 5 specimens
19. Pepper, other hot pepper, 5 specimens
20. Pepper, sweet bell pepper, 5 specimens
21. Pepper, banana pepper, 5 specimens
22. Tomatoes, large type, 5 specimens
23. Tomatoes, cherry type (1 1/2" or less in diameter), 5 specimens
24. Watermelon, oblong type, one
25. Watermelon, round type, one
26. Watermelon, small icebox, one

4-H FRUIT EXHIBIT

27. Red apples, plate of five
28. Yellow Apples, plate of five
29. Pears, plate of five

**Bring your Family
and find out how many
"favorites" there are
at the Mayes County Fair!**

4-H HOME GARDEN FOOD BASKET

- ✓ This exhibit is a quality selection of from five to nine different species of mature fruits and/or vegetables from the exhibit list above. Items not listed above can be used, but should not be more than a third of the species utilized. Amounts of fruits and vegetables in this exhibit should be such that they can be arranged in a neat and orderly manner and have good eye appeal. There must be enough of each fruit or vegetable for the judge to determine quality.
 - ✓ All fruits and vegetables exhibited must be grown by the exhibitor.
 - ✓ No specimens in this exhibit may be entered in another class. Any combination of fruits and vegetables may be used.
 - ✓ The exhibit must be in a container such as a basket or box.
 - ✓ One third (1/3) of the judging will be on how well the exhibit is prepared and presented. Packing such as paper, straw or cloth, may be used but the fruits and vegetables should be the main attraction of the exhibit. No artificial plant material or specimens can be utilized as part of the exhibit.
30. Jr. Division (Grades 3-7)
 31. Sr. Division (Grades 8-12)

SECTION 323 4-H HOME GROUNDS

- ✓ Only one exhibit allowed in each class per individual.
- ✓ **Exhibit Unit I - Landscaping Home Grounds**
- ✓ "Before and After" pictures not to exceed 5" x 7" of yard clean up, plantings or construction of landscape elements mounted securely on one 14" x 22" sheet of poster board shall constitute this exhibit. Number of pictures should be no less than two or more than eight. Posters must be permanently signed and dated on the back.
- ✓ Neatness and arrangement of pictures is important. A brief explanation of the project should be attached to the exhibit, and each picture must be labeled. The before and after pictures should show a definite change and should be taken from the same place so judges can evaluate the change. An exhibit should not be entered more than once unless it has been substantially revised

Class

Premiums.....\$5.00...4.00...3.00...2.00

1. Junior -(Grades 3-7)
2. Senior - (Grades 8-12)

Exhibit Unit II - Herbarium Card

- ✓ These exhibits shall consist of dried and pressed specimens of leaves and other specified parts of native or cultivated trees, vines and/or shrubs. Each leaf specimen should be mounted on a separate 8" x 10" herbarium card available at your county extension centers. Only the information required in your division should be filled out. The cards should be enclosed in a notebook or binder. Each specimen should be covered with a transparent plastic or similar covering to protect it from damage. No leaf should be more than 3 years old and at least one-third of the specimens must have been collected during the current project year. Instructions for collecting and pressing are available in the OSU Extension Center.
- 3. Grades 3-5- A collection of 15 specimens with the following information: (1) common name; (2) general class; (3) kind of plant
- 4. Grades 6-8 - A collection of 25 specimens with a pressed flower or fruit or seed included with each specimen. Information on the card to be filled out is (1) common name; (2) general class; (3) kind of plant; (4) form; (5) color; (6) exposure.
- 5. Grades 9-12- A collection of 30 specimens with a pressed flower, fruit or seed included with each specimen. All information on the card should be filled out

Exhibit Unit III - Group or Club Exhibit

6. This exhibit to consist of landscape or environmental beautification project report on a project such as home grounds, school, community center, church, city or roadside park, highway beautification, clean-up campaign, etc.
A group is to consist of 3 or more 4-H members under supervision of 4-H leaders.
All projects must employ horticulture material for the purpose of conserving natural beauty of an area or improving the aesthetic quality and/or function of an area. Other material such as concrete walks, benches, etc., may be used in addition to the horticulture material.

Judging Criteria

- A. A brief project description and statement of purpose and objectives.
- B. Creativity demonstrated and quality of the project.

1. Extent to which plan integrates total needs of area, short and long term.
 2. Functional use and aesthetic considerations of horticultural materials and techniques.
 3. Operational considerations of expenses encountered, resource personnel contracted and maintenance factors.
 4. "Before and After" photographic sequence to illustrate effectiveness of the project.
- C. A brief summary of project activities, extent to which objectives were achieved, knowledge gained and the particular significance of the project toward the improvement and beautification of your environment.
- D. Newspaper clippings and other publicity of the project.

SECTION 324

4-H HOUSE PLANTS

TERRARIUMS

- ✓ Terrarium of plant life. Refer to OSU Fact Sheet No. F-6438 or a similar guideline. No specific size of container, materials, plants or methods. Criteria for judging will be (1) compatibility and arrangement of plants and materials (2) appropriate potting media (3) attractiveness and originality (4) appropriate size of plants for container. Terrariums should feature either woodland or tropical plants, and feature at least 3 different species of plants. Terrariums must be completely covered at all times.. **Terrariums containing succulents will be disqualified: succulents belong in dish gardens.**

Class

Premiums.....\$5.00...4.00...3.00...2.00

1. Grades 3-5
2. Grades 6-8
3. Grades 9-12

DISH GARDENS

- Dish Garden of plant life. Please see OSU Fact Sheet HLA-6451 for more information.
 - Criteria for judging will be (1) compatibility and arrangement of plants, potting media, and container (2) attractiveness and originality (3) appropriate size of plants for container. Dish Gardens may feature succulents, carnivorous plants, cactus, or foliage plants.
 - **Dish Gardens should be no larger than 15 inches in diameter, length, width or height, and weigh no more than 15 pounds and contain at least 80% living plant material.** Dish garden should feature at least 3 different species of plants.
4. Grades 3-5
 5. Grades 6-8
 6. Grades 9-12

RESIDENTIAL LANDSCAPE DESIGN DRAWING

Develop a landscape design/drawing for the provided residence. Base maps should be printed on 11" x 17". Once printed verify scale is 1in=10ft. design drawings are to be made directly on the provided base maps. Use provided examples of landscape drawings for example of effective designs and color techniques.

All material can be found at...<http://www.hortla.okstate.edu/outreach/youth-info/4h/basemap-11X17>

Competition Guidelines

- Use white 11" X17" paper to horizontal exhibit landscape drawings.

- Create a column on right side of sheet for title block, 2 inches wide from top of drawing to bottom. List the following in INK: Scale, symbols of plants, numbers representing trees, shrubs and plants and how many of each plant were used in the landscape. Example: 1-rose(6), 2-Oak trees(4),3-Petunia(3dozen or 36). Name, date and chapter.
- Drawing is top view (plan view)
- Use the scale provided: 1in=10ft
- Hand drawings or CAD will be accepted
- Draw plant symbols at mature plant size.
- Use the plant symbols and the materials symbols provided.
- Drawings must be full color.
- Walkways should be 3ft or 5ft wide
- Patio(s) are required on the back of the house
- In the drawing use a line to indicate the planting beds. All small trees, shrubs, and perennials should be inside a planting bed. Large trees could be found in the lawn or inside planting beds.

Class

- 7. Grades 3-5
- 8. Grades 6-8
- 9. Grades 9-12

Horticulture in Our Lives Poster Exhibit

Posters must be 14" X 22" and must be permanently signed and dated on the back prior to laminating. Judging committee may mark or punch if not marked. Text of posters should be readable from at least 10ft. away.

Choose a fruit, vegetable, nut spice or beverage (tea, coffee, chocolate) crop, and create a poster depicting one of the following topics related to that crop:

- a. History(domestication process, global spread via immigrants, etc.)
- b. Production
- c. Use in different cultures
- d. Use in different processed foods

Class

- 10. Grades 3-5
- 11. Grades 6-8
- 12. Grades 9-12

MODELS

Model cold frame or hoop house----mounted on a piece of painted plywood no larger than 12" X 12". Must include an explanation of the purpose of the structure, examples of potential uses, correct orientation in the landscape, and materials necessary in its construction. Explanation should be typed or handwritten on a laminated piece of white paper no larger than 8.5" X 11" and be securely attached to the model.

Class

- 13. Grades 3-5
- 14. Grades 6-8
- 15. Grades 9-12

Model vegetable garden-mounted on a piece of painted plywood no larger than 12" X 12". Must include at least 5 different vegetables, show appropriate orientation (identify

'north'), and appropriate spacing of plants. Must include an explanation of the layout of the garden, the spacing requirements of the selected plants, the dates each chosen vegetable would be planted/harvested, and any support structures (trellises, cages, etc.) necessary. The explanation should be typed or handwritten on a laminated piece of white paper no larger than 8.5" X 11" and be securely attached to the model. All pieces of the model must be handmade (no store bought fences, mini vegetables, etc.).

16. Grades 3-5

17. Grades 6-8

18. Grades 9-12

Premiums.....\$5.00...4.00...3.00...2.00

PECAN INFORMATION EXHIBIT

Eligibility: Any 4-H member interested in learning more about pecans and the pecan industry may prepare an exhibit. The exhibit shall consist of an educational exhibit that will fit a 3' wide x 4' deep area. It must be free-standing with sides attached. A notebook should be included in the display. Each county may have one exhibit in each class. The exhibit should provide information about the pecan industry such as history, importance to state, health benefits & nutrition, uses, production, processing storage requirements or other topics pertaining to pecans. The exhibit should increase the public awareness of the importance and impact of the specific sector of the pecan industry. The notebook should include any involvement the exhibitor has had with teaching others, giving talks or demonstrations, preparing pecan food, planning programs, producing pecans, field trips, etc. The notebook may be typed or handwritten and should include pictures. Awards furnished by the Oklahoma Pecan Growers Association. Criteria for judging: 30 points completeness of educational lesson; 30 points public appeal, 40 points notebook.

19. Jr. Division (Grades 3-7)

20. Sr. Division (Grades 8-12)

SECTION 325

4-H COMPANION ANIMALS

- All Companion Animal exhibits should focus on one of the following:
 - Animal health and/or Nutrition
 - Good Husbandry and/or Grooming
 - Training and/or Showing
 - Service and/or Citizenship
- The 4-H member's name, grade, and county must be included attached to the exhibit. Exhibits deemed to be inappropriate will not be displayed.
- Companion Animals refer to animals utilized as household pets, (birds, cats, dogs, fish, rabbits, guinea pigs, etc) not livestock or wildlife. In cases of animals (i.e. rabbits, turtles, etc.) that can be represented as a companion or a non-companion animal projects it will be up to the 4-H member to make sure that their entry represents companionship.
- **If you use Text, pictures, drawings, artwork or other information not created by you in your exhibit you must cite the source. See "COPY WRITTEN MATERIAL AND REFERENCING SOURCES" Section at opening of 4-H Division.**

- When using the official clover with H's, the tail should curve to the right and the words 18u.s.c. 707 must appear under the lower right leaflet, except if hand drawn clovers.

Companion Animal Poster

Illustrating one of the following 1) Animal Health and/or Nutrition, 2) Good Husbandry and/or Grooming, 3) Training and/or Showing, 4) Service and/or Citizenship. Posters must be 14" X 22". For display purposes, exhibitors are encouraged to laminate all posters or cover them with clear plastic film. Posters must be permanently signed and dated on the back. Posters may be horizontal or vertical. Text of poster should be readable from at least 10 ft. away.

1. Jr. (Grades 3-7)
2. Sr. (Grades 8-12)

Companion Animal Display

Illustrating one of the following 1) Animal Health and /or Nutrition 2) Good Husbandry and/or Grooming 3) Training and/or Showing 4) Service and/or Citizenship. Space for the booth is 3 feet deep and 4 feet wide (with sides extended for display). Back can be 4 feet high. Display must be free-standing. Models, photographs, posters or other means for display may be used. Display may be prepared by and individual or group from a county. Exhibit must prominently display a 4-H clover or mention 4-H.

3. Jr.(Grades 3-7)
4. Sr.(Grades 8-12)

Companion Animal Photo Story Board

Illustrating one of the following 1) Animal Health and/or Nutrition, 2) Good Husbandry and/or Grooming, 3) Training and/or Showing, 4) Service and or Citizenship. Story Board should contain 4 to 6 photos attached to the surface of a white or a colored foam core, poster, or mat board no larger than 14" X 22". Each photo should contain a caption. Judging criteria will emphasize content first and photo composition second. Photos are to be taken by the exhibitor.

5. Jr. (Grades 3-7)
6. Sr. (Grades 8-12)

Companion Animal Single photo Entry

Illustrating one of the following 1) Animal Health and/or Nutrition 2) Good Husbandry and/or Grooming 3) Training and/or Showing 4) Service and/or Citizenship. Prints must be no smaller than 3.5" X 5" and no larger than 5" X 7". Digital Photos may not be manipulated or altered except for color and contrast adjustments, cropping, exposure adjustments, and red eye reduction. Prints must be securely attached to the surface of a poster board or mat board. No double matting, use of multiple layers or more than one color. The entire print must be seen and cannot be masked in any way. Boards must be no larger than 10" X 10". Captions are optional, but not required. Photos are to be taken by the exhibitor.

7. Jr (Grades 3-7)
8. Sr. (Grades 8-12)

Me and My Pet journal

A 3 ring binder, 3" or smaller, showing activities you and your pet have been doing this past year. Emphasis should be given to 1) Animal Health and/or Nutrition, 2) Good Husbandry and/or Grooming , 3) Training and/or showing, 4) Service and/or Citizenship. It may include but is not limited to training notes, photos of you and your pet working on a new trick, newspaper clippings of you and your pet participating in service projects,

breeding records, animal health records and much more clearly labeled as such.
Judging emphasis will be placed on the current year's work.

9. **ALL GRADES**

Other Companion Animal Item

Exhibit must have a 3 X 5 inch note card describing the exhibit, what was done to create or prepare this exhibit and how the exhibit relates to 1) Animal Health and/or Nutrition, 2) Good Husbandry and/or Grooming, 3) Training and/or Showing, 4) Service and/or Citizenship. Posters, Photos, Displays and Journals are not allowed in this category. Exhibit size limited to 4' X 4' X4' due to space limitations.

10. Jr. (Grades 3-7)

11. Sr. (Grades 8-12)

Class

Premiums.....\$5.00...4.00...3.00...2.00

SECTION 326

4-H CLOVERBUD EXHIBITS

Must be enrolled as a 4-H Cloverbud in Mayes County and be 5-8 years of age by the fair dates. Posters should be no larger than 14" x 22". One entry per class per person. Cloverbud projects will only be exhibited at Mayes County Fair, they are not eligible for the Tulsa State Fair.

Fabric and Fashion

1. Any sewn item
2. Fun Item (ready-made wearable garment/accessory trimmed using sewing techniques.
3. Fun item (a completely self-constructed wearable garment or accessory)

Food Science

4. Poster about healthy food choices
5. 3 no-bake cookies, should be on a paper plate and covered with plastic or in a ziplock bag.
6. Craft using food related items.

Horticulture

7. 3 of the same fruits or vegetables you have grown (3 tomatoes, 3 peppers, 3 squash, 3 apples, 3 plums, etc.)

Natural Resources

8. Wildlife item such as a bird house or bird feeder. May use a plastic container such as pop bottle, bleach container milk carton, etc.
9. Craft made from items found in nature, such as pictures, made from seeds, stick craft, etc.

Leisure Education

10. Free hand drawing or painting, no larger than 14' X 22'.
11. Hand puppet using paper or socks
12. Creative design using pre-cut or pre-manufactured building pieces (Lincoln logs, tinker toys, Legos or combination of these type items.
13. Decorative item (household, jewelry, wearable/nonwearable)

Pryor Patchers Quilt Guild

Is providing \$30 cash award to the Grand Champion 4-H Quilt Exhibit and \$30 cash award to the Reserve Champion 4-H Quilt Exhibit.

Jr. and Sr. placings will receive ribbons and cash awards for 1st thru 4th place

**Sponsored by:
Pryor Patchers Quilt Guild
Pryor, Oklahoma**

Awards will be presented at the September Pryor Patchers Quilt Guild Meeting

Turner's L.P. Gas, LLC

7339 S. 437
Locust Grove, OK 74352

918-479-5457

---RENTAL TANKS---

Good Luck at the Mayes County Fair!

Mid America

Boot Works

Monday-Friday 9-5

1598 HWY 69A
PRYOR, OK 74361
(918) 825-7546



COME SEE US FOR ALL OF YOUR INDUSTRIAL NEEDS.




Proud Supporters of the FFA and 4-H.

ROBERTS AUTO GROUP


YOUR DEALER FOR LIFE!



ROBERTSAUTCENTER.COM



Visit Us On THE PRYOR MILE OF AUTOS!! - Highway 69



Roberts Dodge Chrysler Jeep Ram
5425 S. Mill Street | Pryor, OK 74361



918-825-4090



Roberts Auto Center
3301 S. Mill Street | Pryor, OK 74361



918-825-5410



Roberts Ford Lincoln
4501 S. Mill Street | Pryor, OK 74361



918-825-7373

L& S Feed

Now located in Downtown Chouteau!

CUSTOM SHOW CALF FEED

CUSTOM HOG FEED

CUSTOM DAIRY FEED

SACK FEED

BULK FEED

VET SUPPLIES

HARDWARE

WESTERN WEAR

PANELS& GATES


POST& WIRE

SEEDS

PLANTS & FLOWERS

CREEP FEEDERS

ARIAT & MUCK BOOTS



WORK WEAR

We Deliver

Mayes County Location:

918-476-7234

Main Street • Chouteau, OK 74337

(Across the Street from the Dutch Pantry)

Billing/Main Office:

918-723-4545

PO Box 329 • Westville, OK 74965

Owners: Blake Littlejohn & Todd Snyder

**We proudly support the
Mayes County Fair!**

WILDCAT DAIRY DEAL

“Best Burger in Town”

211 Ferry St.
Salina, OK 74365

Everyday Special #4.60 Cheese Burger – Fries – Ex-large Drink

(918) 434-5326


GOOD LUCK TO ALL FAIR
PARTICIPANTS!



BANK of COMMERCE



Full Service Banking



LOBBY HOURS

Monday-Friday: 9 am until 2:30 pm

Friday Evening: 4 pm until 6 pm

Saturday: 9 am until 12 noon

DRIVE-IN

Monday-Friday: 8:30 am until 6 pm

Saturday: 8:30 am until 12 noon


*“Where Our Customer is
Our Top Priority”*

Member F.D.I.C.

(918) 476-8317

215 West Main • P.O. Box 849
Chouteau, OK 74337

Underwood Trucking, Inc.



A Load of Good Wishes To All Fair Exhibitors

Located @ 1598 Hwy 69A
MAIP
Pryor, OK 74361

Murry& Dee Dee Underwood, Owners

(918) 825-7545 (918) 671-8653

underwoodtrucking@sbcglobal.net

CLAY RICE

TONDA RICE

C & R Oil COMPANY, INC.

**Farm and Industrial
Lubricants**

**Gasoline (No Ethanol)
Diesel Fuels**

**“Products and Services you can Trust”
Fueling Mayes County since 1944**

112 N. Mill (Physical)
P.O. Box 946 (Mailing)
PRYOR, OK 74362-0946

Office: 918-825-3105
Fax: 918-824-3105
Res. 918-434-2956



America Depends On Agriculture

*A*merican agriculture provides a safe, abundant supply of food for our nation and the world.

Agriculture also helps provide the raw materials for motor fuel, clothing, plastics and other products. Agriculture affects how we all live.

www.banklg.com

BANK OF LOCUST GROVE

"A COMMUNITY BANK WITH ROOTS NOT BRANCHES"

ESTABLISHED 1949

PHONE: 918-479-5225 FAX: 918-479-8787



Member FDIC

© VJ



Mayes County Conservation District
partners with
Natural Resource Conservation Service

**TO PROMOTE AND ASSIST IN PROTECTING
OUR
MOST VALUABLE NATURAL RESOURCES**

The future of our diminishing natural resources is in your hands 4-H & FFA Members!

**P.O. Box 36
Pryor, OK 74362
(918) 825-3392, Ext. 3**

SECTION 404
FFA CORN EXHIBIT

Class Premiums:.....\$5.00 4.00 3.00 2.00

1. White corn, 10 ears
2. Yellow corn, 10 ears

SECTION 405
FFA GRAIN SORGHUM HEAD EXHIBIT

Class Premiums:.....\$5.00 4.00 3.00 2.00

1. White colored variety or hybrid
2. Reddish colored variety or hybrid
3. Yellow colored variety or hybrid

SECTION 407
FFA THRESHED WHEAT EXHIBIT

Class Premiums:.....\$5.00 4.00 3.00 2.00

1. Chisolm or Century variety
2. TAM varieties
3. Pioneer varieties
4. Frontiersman variety
5. Other variety

SECTION 408
FFA OTHER THRESHED GRAIN EXHIBIT

Class Premiums:.....\$5.00 4.00 3.00 2.00

Exhibit shall consist of 1 peck-15 pounds.

1. Oats
2. Barley
3. Rye
4. Grain sorghum
5. Any other threshed grain

SECTION 409
FFA LEGUME SEED EXHIBIT

Class Premiums:.....\$5.00 4.00 3.00 2.00

Exhibit shall consist of one peck-15 pounds.

1. Alfalfa
2. Sweet clover
3. Other small seeded legumes
4. Soybeans
5. Cowpeas
6. Vetch
7. Peanuts, in shell
8. Other large seeded legumes



LAKE SIDE BANK OF SALINA

MEMBER FDIC

LAKE SIDE BANK

*Supports 4-H and
FFA youth of
Mayes County!*

P.O. Box 188
Salina, OK 74365

(918) 434-5394



SECTION 410
FFA LEGUME FORAGE EXHIBIT

Class Premiums:.....\$5.00 4.00 3.00 2.00

Exhibit shall consist of one bundle not less than 3 inches or more than 5 inches at center band when cut near the ground. Should be cured (dry) before forming bundle.

1. Fine-stemmed forage legume bundle (Alfalfa, Sweet Clover, Lespedeza, Vetch)
2. Coarse-stemmed forage legume bundle (Soybean, Cowpea, Peanut)

SECTION 411
FFA TAME FORAGE GRASS EXHIBIT

Class Premiums:.....\$5.00 4.00 3.00 2.00

1. Short fine-stemmed tame forage grass bundle (Bermuda grass, etc.)
2. Tall fine-stemmed tame forage grass bundle (Old World Bluestem, Weeping Lovegrass, Tall Fescue, Ryegrass, etc.)
3. Coarse-stemmed tame forage grass bundle (Forage Sorghum, Sudan grass or Sudan grass X Sorghum Hybrids, or Forage Millets)

SECTION 412
FFA NATIVE GRASS EXHIBIT

Class Premiums:.....\$5.00 4.00 3.00 2.00

Exhibit shall consist of one bundle. Should be headed but not ripe enough to shatter, and shown full length (cut near the ground). Bundle should be not less than 3 inches or more than 5 inches at center band. Should be cured (dried) before forming bundle.

1. Little Bluestem
2. Sand Lovegrass
3. SideoatsGrama
4. Blue Grama or Hairy Grama
5. Big Bluestem or Sandhill Bluestem
6. Indian Grass
7. Switchgrass
8. Any other native grass

SECTION 413
FFA PASTURE AND RANGE PLANT DISPLAY EXHIBIT

See approved list for FFA identification contests and exhibit rules.

Class Premiums:.....\$5.00 4.00 3.00 2.00

1. Tame pasture grass and legume plant display-consists of 10 introduced pasture grasses and legumes commonly planted for grazing purposes.
2. Native range plants-consists of 10 native plants (grasses, legumes and forbs representative of native prairie mixtures).

SECTION 415
FFA HORTICULTURE VEGETABLE
AND FRUIT EXHIBITS

Class Premiums:.....\$5.00 4.00 3.00 2.00

1. Potatoes, white, 6
2. Potatoes, red, 6
3. Okra, 6
4. Onions, yellow, 6
5. Onions, white, 6
6. Onions, red, 6
7. Turnips, 6
8. Beets, 6
9. Eggplant, 3
10. Sweet Potatoes, 6
11. Pepper, Jalapeno or Hungarian wax, 6
12. Pepper, other hot peppers, 6
13. Pepper, sweet bell, 6
14. Pepper, sweet banana, 6
15. Pepper, other sweet, 6
16. Tomatoes, large type, 6
17. Tomatoes, cherry type, 6
18. Pumpkin, field type (oblong) 1
19. Pumpkin, largest, 1
20. Pumpkin, Jack-O-Lantern (round and flat), 1
21. Pumpkin, small (less than 4 inches in diameter), 3
22. Cucumbers, slicing or pickling, 6
23. Squash, Zucchini, 2
24. Squash, yellow, straight neck, 2
25. Squash, yellow, crookneck, 2
26. Squash, any other variety, 2
27. Watermelon, oblong type, 1
28. Watermelon, round type, 1
29. Watermelon, small icebox, 1
30. Watermelon, largest, 1

FFA VEGETABLE AND FRUIT EXHIBITS

“Continued”

33. Any melon, other than watermelon, 3
34. Gourd, large, 1
35. Gourd, small, 3
36. Gourd, ornamental, large, 1
37. Gourd, ornamental, small, 3
38. Ornamental peppers, 6
39. Popcorn, white, 6 ears
40. Corn, ornamental, 6 ears
41. Pecans (native) 18 specimens in quart-size plastic bag
42. Pecans (large type) 18 specimens in quart-size plastic bag
43. Peanuts (large type, in shell) 18 specimens in quart-size plastic bag
44. Red apples, 5
45. Yellow apples, 5
46. Pears, 5

SECTION 421 FARM SHOP

These exhibits will consist of articles of equipment that 4-H and FFA members have made during the past year for use on home grounds, or in service building and feed lots, such as lawn furniture, self-feeders, and labor-saving devices.

Class Premiums:.....\$20.00 15.00 10.00

1. 4-H and FFA exhibits

SECTION 422 FFA AGRISCIENCE PROJECT DISPLAY

Refer to FFA Agri-science project display contest rules furnished by the Ag. Instructor or see Tulsa Fair book for specifics.

Class Premiums:.....\$20.00 15.00 10.00

CHAMPION FRUIT, CHAMPION VEGETABLE, CHAMPION FORAGE, OR GRAIN AWARDS

Mayes County Farm Bureau Board is providing \$50 cash awards to the Champion Fruit, Champion Vegetable & Champion Forage or Grain Exhibit.

Both Junior and Open Divisions are eligible to compete with their Mayes County grown exhibits, labeled with name and location of crops grown.

Awards will be presented during the awards ceremony preceding the Premium Auction Monday Night.

HCE exhibits will be entered from 8 AM-9:30 AM on Thursday. Judging will begin at 10 AM with members displaying their exhibits after judging. HCE Clubs can enter 2 exhibits per class in Section 500, 501, 502, 503, 504. The same HCE member may enter both exhibits in a class.

GENERAL RULES: All entries in all classes must be made by HCE member this year (between September 2019 and August 2020). Two per club.

HCE SECTION

Section 500—HCE Food Preservation

Food must have been canned since the last fair. No name labels will be allowed on the jar. Jar will be tagged with official entry tag.

- A. Clean jars- standard canning jars with new rings and flats. Jars may be wide or regular mouth, quart or pint, or regular jam jars.
- B. A jar showing spoilage or not sealed will not be considered for an award.
- C. Fancy pack of vegetables will not be allowed.

Class Premiums.....\$5.00 4.00 3.00 2.00

- 1. Vegetable
- 2. Fruit (No pie filling)
- 3. Pickles & Relish, **NOT INCLUDING** salsa
- 4. Preserves
- 5. Jam & Marmalades
- 6. Jelly
- 7. Salsa
- 8. Dried fruit or vegetable (1/2 cup of a single dried fruit or vegetable). Display in a sealed plastic sandwich/freezer bag.
- 9. Meat Jerky (3 Strips at least 3-4" and a maximum 6" long). Display in a sealed plastic sandwich/freezer bag.

Section 501 -- HCE Clothing

Class Premiums.....\$5.00 4.00 3.00 2.00

- 1. Any constructed garment (could include dress, blouse, jacket, vest, skirt, pants or other clothing item.)

2. Children's Clothing
3. Apron
4. Casual Jacket
5. Decorated T-shirt, sweatshirt, blouse **No machine embroidery on decoration.**
6. Any clothing article **machine embroidered**, judged on decoration **ONLY**.

Section 502 --HCE Art

Class Premiums for classes 1 and 2 only.....\$20.00 15.00 10.00 5.00

Class Premiums for 3 through 21\$5.00 4.00 3.00 2.00

1. Quilt, Hand Quilted by HCE member of same club who is entering quilt.
2. Quilt, Machine Quilted, Machine pieces not judged on quilting.
3. Quilt machine quilted other technique (such as Applique, Embroidery, Mixed Technique) (not judged on the quilting)
4. Baby Quilt (hand or machine quilted)
5. Pillow, hand quilted
6. Pillow Other
7. Placemat, any construction (1)
8. Afghan, yarn or thread
9. Throw, any technique, no larger than 65" by 70"
10. Hand Embroidered Item-completed and ready to use
11. Handmade Christmas ornament set of 3
12. Counted Cross Stitch, Hand Stitched matted and framed
13. Counted cross stitch item completed and ready to use.
14. Fabric Wall hanging made by HCE member (s) (prepared for hanging) not exceed 36" X 36"
15. Centerpiece, Table Arrangement not to exceed 12" tall (may include fresh and/or silk floral items)
16. St. Patrick's flower arrangements (may include fresh and/or silk floral items)
17. Table Runner or Table Topper
18. Plastic Canvas
19. Bag or Tote
20. Mug Jug, any technique max size 8 1/2" X 8 1/2".
21. Handmade greeting card any technique (no computer graphics)
22. Any knitted item
23. Any Crocheted Item
24. Gift wrap Box St Patrick's theme
25. Door decoration or wreath St Patrick's theme
26. Stocking, any holiday, any technique
27. Yard art any technique or material
28. Hand pieced quilt block any size
29. Hand Embroidery quilt block any size
30. Hand appliqué quilt block, any size
31. Machine appliqué quilt block, any size

32. Machine paper pieced quilt block any size
33. Machine pieced quilt block any size

Section 503 -- HCE Project

Photography

The photography exhibit will consist of one 8 x 10 picture mounted on poster board measuring 11 x 14.

Class Premiums.....\$5.00 \$4.00 \$3.00 \$2.00

1. Picture, Animals at play
2. Scrap Booking, An OHCE Project with title. A two – page double sides scrapbook layout that is either 8 ½” X 11” or 12” X 12” in size. Both pages must be in their own sleeve protector and connected with a ring or binder clip. Scrap booking supplies and equipment may be used to develop the entry. Examples include scrapbook paper, embellishment, ribbon, brads, eyelets, decorative scissors, stamps, stickers, etc. The two- page layout must feature an OHCE project. There must be at least one photo on each page and there is no maximum number of photos per page. There should be journalism and/or captions about the project. Entries will be judged on the creativity, attractiveness of layout and how well the story is told with the photos, title and journalism/captions.
- 3.

Section 504 -- HCE Foods

Any kind of covered baking dish may be used. All items **MUST** be made from scratch except Class 3 which must contain a mix. All items **MUST** have 2 fair entry tags. One piece will be left for display - the rest **MUST** be picked up when judging is completed.

Class Premiums.....\$5.00 4.00 3.00 2.00

1. Fancy molded candy (4)
2. Any kind of fudge (4)
3. Dessert made with a cake mix with additional ingredients, recipe included with dessert must be attached
4. Fancy Yeast Sweet Bread, include all the completes product (such as Swedish Tea Ring or Italian Easter Bread)
5. Quick Loaf Bread, over 3”X4”, no icing ½ loaf, include name of recipe on the entry tag
6. Muffins, standard (4), include name of recipe on entry tag
7. Biscuits from scratch (4)
8. Fruit Pie, any top crust (Crust must be made from scratch)
9. Pecan Pie, any type, crust from scratch (Crust must be made from scratch)
10. Peanut Butter Cookies, (4)
11. Brownies, not iced (4)
12. Cornbread (4)
13. Yeast read loaf (white or wheat) no machine ½ loaf

14. Yeast dinner rolls 4 different shapes (4)

Section 505 -- HCE Educational Display

Class Premiums.....\$20.00 15.00 10.00 5.00

Theme-Topics will come from HCE Leader Lessons conducted between September 2019 through August 2020.

Title Sign-appropriately placed, well worded, short, catchy, and interesting. Title explains what exhibit is about.

Attention Getters-effective use of attention getters to reinforce and point attention to the main idea.

Exhibit Holds Interest & Encourages Action-exhibit easily readable from point of observation and arouses interest.

Subject Matter-is authentic, well presented & gives main idea quickly & simply.

General Appearance- neat, attractive, unity of design, appealing colors, good proportion and clear neat lettering.

Promote OHCE- Include a description of how OHCE provides education and information.

Use 1 display board furnished by County HCE on an eight- foot table. One entry per club.

SECTION 506- HCE TABLE SETTING Sponsored In Memory of Janet Kleeman

Set up using a card table. Setting for two-any occasion-with title. One entry per club. Include menu.

Class Premiums.....\$50.....\$25.....\$15.....\$10

Theme

Is the title displayed?

Is title short, catchy, interesting?

Is title well placed?

Holds Attention / Goes Along with Theme

Gives main idea quickly & Simply?

General Appearance

Exhibit neat & Attractive?

Colors are appealing & harmonious?

Good proportion and balance?

Overall Outstanding HCE Exhibit and Overall Outstanding Open Class Exhibit

Mayes County Farm Bureau Insurance Agents
are providing \$30 cash awards to the overall outstanding
HCE Exhibit and the overall outstanding Open Class Exhibit.

Sponsored by Mayes County Farm Bureau Insurance Agent: Merl Troyer

Awards will be presented during
the awards ceremony preceding the
Premium Auction Monday night.

OPEN CLASS FAIR EXHIBITS

GENERAL RULES: All exhibits in all sections must be made this year (between
September 2019 and August 2020). One entry per class per person.

SECTION 600 -- HOME CANNING

Food must have been canned since the last fair. No name labels will be allowed on the jar. Jar
will be tagged with official entry tag.

- Jars- standard canning jars with new rings and flats. Jars may be wide or regular mouth, quart or pint, or regular jam jars.
- A jar showing spoilage or not sealed will not be considered for an award.
- Fancy pack of vegetables will not be allowed.

Class premiums.....\$5.00 4.00 3.00 2.00

VEGETABLES

1. Beets
2. Beans, cut
3. Carrots
4. Corn (cut off cob)
5. Soup or salad mix
6. Tomatoes
7. Tomato juice
8. Salsa
9. Other

FRUITS

10. Peaches
11. Pears
12. Apples
13. Pie Filling
14. Other

PICKLES

15. Sweet pickles
16. Bread and butter
17. Cucumber, dill
18. Cucumber, sweet
19. Relish, any kind
20. Pickled okra
21. Other pickled item



OPEN CLASS
SECTION 600 -- HOME CANNING
"Continued"

PRESERVES

21. Any preserves

BUTTERS

22. Apple
23. Other butters

JAMS AND MARMALADES

24. Blackberry
25. Peach

26. Strawberry
27. Other jams and marmalades

JELLY

28. Apple
29. Grape
30. Blackberry
31. Plum
32. Other jelly

SECTION 601 – OPEN FOODS

18 Years of Age and Older

Any kind of covered dish may be used. All items **MUST** be made from scratch. All items MUST have 2 fair entry tags. One piece will be left for display - the rest **MUST** be picked up when judging is completed.

One entry per class per person. **Please attach 2 tags to each exhibit.**

Class Premiums.....\$5.00 4.00 3.00 2.00

18 Years and Younger

1. Brownies with nuts, not iced (4)
2. Fudge, (4)
3. Quick loaf bread (1/2 loaf)-over 3” x 4”
4. Biscuits From Scratch (4)
5. Pecan pie-traditional
6. Fruit Pie (except cream)
7. Drop cookies (4)
8. Muffins (4)
9. Cornbread (4)

Under 18 years of age

10. Cake Iced – any/all decorations must be edible
11. Brownies, not iced (4)
12. Quick loaf bread (1/2 loaf)-over 3” x 4”
13. Pie, No Cream Pies
14. Marshmallow fudge with nuts (4)
15. Drop Cookies (4)
16. Biscuits from Scratch
17. Muffins (4)
18. Cornbread (4)

Cowboy Rigs

Trailer Sales and Service

(918) 825-9400 • Mobile (918) 244-9400

Hwy 69 N. • 2084 W. 450 • Pryor, OK 74361

Marty Poppino

Whitney Marlin

OKLAHOMA FARM BUREAU MUTUAL INSURANCE COMPANY

Agents

Merl Troyer
Matt Penderson



LIFE INSURANCE
RETIREMENT FUNDING
IRA'S
HOME OWNERS
FARM OWNERS
MOBILE HOMES
BOATS
AUTOS
COMMERICAL PLANS

(918) 825-1122
1521 E. GRAHAM PRYOR CREEK, OK

Life Insurance and annuity products offered through
Oklahoma Farm Bureau Mutual Insurance Co.
Oklahoma City, OK

SECTION 602 - OPEN WHEAT CONTEST

18 years of age and older

One entry per class per person. A **recipe, social security number, address, and phone number** **MUST** accompany the exhibit. The recipe **MUST** use yeast. Two fair entry tags **MUST** be on each exhibit.

Class premiums.....\$5.00 4.00 3.00 2.00

1. White bread, ½ of a whole loaf
2. Whole grain bread, ½ of a whole loaf
3. Dinner rolls (3)
4. Other wheat bread, ½ of a whole loaf
5. Sweet bread, ½ of a whole loaf
6. Machine bread, ½ of a whole loaf

Under 18 years of age

7. White bread, ½ of a whole loaf
8. Dinner rolls (3)
9. Other wheat bread, ½ of a whole loaf
10. Sweet bread, ½ of a whole loaf
11. Specialty shapes
12. Machine bread, ½ of a whole loaf

SECTION 603—OPEN LINEN AND CLOTHING

One entry per class per person. Exhibit must have been made since the last fair.

Class premiums.....\$5.00 4.00 3.00 2.00

1. Pillow case, any design, handmade or machine made – not purchased
2. Decorated tea towel, any technique
3. Pillow
4. Doll quilt (12" X 18" – 24" X 36") or miniature Quilt
5. Hand Embroidery, other, linen or clothing
6. Machine Embroidery, other, linen or clothing
7. Table runner or topper
8. Quilted wall hanging-ready to hang not to exceed 36"X36"
9. Any textile recycled item, not refurbished, an item that has been changed
10. Purse
11. Bag/Tote
12. Afghan, Yarn, or Thread
13. Throw, any technique no larger than 65" X 75"
14. Lap throw not to exceed 45"X45"
15. Knitted handmade article

16. Crocheted handmade article
17. Apron
18. Skirt, pants, or any other constructed apparel item-any age or sex
19. Textile pincushion
20. Any constructed article of clothing for children
21. One pot holder
22. Decorated sweatshirt, t-shirt or blouse no machine embroidery
23. Any clothing article machine embroidery
24. Quilt Blocks – Hand Pieced any size (display quilt blocks in clear bags)
25. Quilt Block – Hand Applique any size
26. Quilt Block – Machine Applique any
27. Quilt block-hand embroidered- any size block.
28. Quilt Block Machine paper pieced any size
29. Quilt Block Machine pieced any size

SECTION 603A- OPEN QUILTS

One entry per class per person. Exhibit must have been made since the last fair.

Class premiums.....\$20.00 15.00 10.00 5.00

30. Quilt, machine or hand pieced, hand quilted, no smaller than 36" X 36" inches
31. Quilt, machine quilted, machine or hand quilted, no smaller than 39" X 65" inches
32. Quilt, machine quilted, appliqued, no smaller than 39" X 65" inches
33. Quilt, machine quilted, embroidered, no smaller than 39" X 65"
34. Quilt, machine quilted, mixed technique, no smaller than 39" X 65" inches
35. Quilt, machine quilted, baby or child, no smaller than 36" X 36" inches
31. Tied Quilt, no smaller than 40" X 60" inches

SECTION 604 -- OPEN ARTS AND CRAFTS

One entry per class per person. Exhibit must have been made since last fair.

Class Premiums.....\$5.00 4.00 3.00 2.00

5 and under

1. Nature Article (wood, rocks, pine cones, etc.)
2. Scrap Craft no larger than 5"X7"
3. Bead Craft – display in clear baggie
4. Any Holiday Article (card, ornament, stocking or other decoration)

Display Pictures In Sleeves In Class Binder

5. Picture (pencil, crayon, etc.)
6. Picture (Crayon or Marker)
7. Picture (Watercolor or Acrylic)
8. Textile, (fabric, yarn, thread)
9. Other

Age 6-10

10. Nature Article (wood, rocks, pine cones, etc.) no larger than 6"X6"
11. Scrap Craft no larger than 5"X7"
12. Bead Craft display in clear plastic baggie
13. Any Holiday Article (card, ornament, stocking or other decoration)

Display Pictures In Sleeves In Class Binder

14. Picture (pencil, crayon, etc.)
15. Picture (Crayon or Marker)
16. Picture (Watercolor or Acrylic)
17. Textile, (fabric, yarn, thread)
18. Papercraft
19. Leathercraft
20. Other pictures no larger than 8 ½"X11"

Age 11-16

21. Nature Item (wood, rocks, pine cones, etc.) no larger than 6"X6"
22. Scrap Craft no larger than 5"X7"
23. Bead Craft display in clear plastic bag
24. Any Holiday Article (card, ornament, stocking or other decoration)
25. Textile Craft- (fabric, yarn or thread)
26. Graphics (charcoal, pencil, ink) no larger than 8 ½"X11"
27. Graphics (crayon or marker) no larger than 8 ½"X11"
28. Graphics (watercolor or acrylic) no larger than 8 ½"X11"
29. Papercraft
30. Leathercraft
31. Other (pictures no larger than 8 ½"X11"

SECTION 604A ELEMENTARY SCHOOL CLASS ARTS AND CRAFTS PROJECT NO LARGER THAN 36"X36"

32. Kindergarten and under
33. 1st thru 3rd Grades
34. 4th thru 6th Grades

SECTION 605 -- OPEN ARTS AND CRAFTS

One entry per class per person. Exhibit MUST have been made since last fair.

Residents who earn more than 5% of their annual income from the sale of crafts are not eligible.

Class premiums.....\$5.00 4.00 3.00 2.00

1. Watercolor (must be dated)
2. Oil (must be dated)
3. Acrylic (must be dated)
4. Graphics, (NO Computer) charcoal, pencil, ink
5. Coloring page no larger than 12"X12" and mounted on stiff board
6. Doll
7. Hand Made (no computer) Card
8. Recycled or refurbished item

9. Place mat (1)
10. Fabric scrap craft
11. Bead craft
12. Counted cross stitch item-finished and ready to use
13. Hand Embroidery item
14. Machine Embroidery item
15. Jewelry
16. Ceramics, glazed /or stained
17. Holiday Stocking
18. Nature craft item, use material from nature
19. Door decoration, any season- no wreaths
20. Flower arrangement
21. Wood Article
22. Plastic Canvas item
23. Scrapbook theme, 4 pages bound together
24. Decorated wreath
25. Leather
26. Hand-made Christmas ornaments- set of three
27. Birdhouse, any material, no larger than 12”X12”
28. St. Patrick’s Gift Wrap Box
29. St. Patrick’s Floral Arrangement
30. Other

SECTION 606 – NURSING HOME/COMMUNITY CENTER RESIDENTS

Class premiums.....\$5.00 4.00 3.00 2.00

1. Holiday Item
2. Natural Item
3. Textile Item
4. Coloring page no larger than 12”X12” and mounted on stiff board
5. Other

Overall Outstanding HCE EXHIBIT and Overall Outstanding OPEN CLASS EXHIBIT

Robert’s Pest Control
Is providing \$50.00 cash award to the overall outstanding HCE
Exhibit and the Overall outstanding OPEN Class Exhibit

**Sponsored by Robert’s Pest Control
Locust Grove, Oklahoma**

Awards will be presented during the Awards Ceremony
preceding the Premium Auction on Monday Night

**SECTION 700
FLORICULTURE
SUPERINTENDENT - CHOUTEAU GARDEN CLUB**

THEME: OKLAHOMA GARDEN DREAMS

ENTERING: Thursday 3:00PM-7:00 PM

JUDGING: Friday 9:30 AM

RULES

- A. Horticulture specimens must be grown by exhibitor, except wildflowers.
- B. Only one entry per person per category
- C. More than one entry per family in rose classes, provided each entry is a different color or variety.
- D. Open to anyone in county EXCEPT AS SPECIFIED.
- E. Exhibitors must furnish jars or pop bottles for their exhibits.
- F. Accessories as allowed
- G. Potted plants should be in exhibitor's possession at least 30 days prior to the show.

1. "Garden Glee"

\$50.00 Grand, \$25.00 Reserve.

Sponsored by Chouteau Garden Club

Open to all ages. Let your imagination run wild! Arrangers choice of Containers, Fresh Flower, and Accessories.

JUNIOR FLORICULTURE:

Class Premiums:.....\$5.00 4.00 3.00 2.00

- 2. Zinnia, large, 1 bloom
- 3. Zinnia, medium, 3 blooms
- 4. Zinnia, small, 5 blooms
- 5. Marigold, large, 1 bloom
- 6. Marigold, medium 3 blooms
- 7. Marigold small, 5 blooms
- 8. Cockscomb, crested, 1 stalk
- 9. Cockscomb, plumed, 1 stalk
- 10. Wildflowers, collection of 3, all different in one container
- 11. Rose, 1 spray, miniature
- 12. Rose, 1 stem, any color
- 13. Unusual Flower
- 14. Dahlia, 1 bloom any size

15. Cactus or Succulent, pot not over 10"
16. Petunia, 1 spray
17. Sunflower, 1 stem any color (No wildflowers)

JUNIOR ARTISTIC: Flower Arrangement
Each Junior in the family may enter one exhibit in classes 1-23

Class Premiums:.....\$5.00 4.00 3.00 2.00

“Arrangers Choice”-Accessories can be used in this fresh flower vase arrangement.

18. Under 6 yrs.
19. 6-11 yrs.
20. 12-18 yrs.

“Fall Bounty”-Fresh flower & garden vegetables or fruits in container of choice.

21. Under 6 yrs.
22. 6-11 yrs.
23. 12-18 yrs.

“A Tisket A Tasket”-Fresh flower centerpiece in basket

24. Under 6 yrs.
25. 6-11 yrs.
26. 12-18 yrs.

“Fairy Garden” - Miniature design using fresh and / or dry flowers may use accessories

27. Under 6 yrs.
28. 6-11 yrs.
29. 12-18 yrs.

SENIOR HORTICULTURE:

Class Premiums:.....\$5.00 4.00 3.00 2.00

30. Rose, 1 stem, white
31. Rose, 1 stem, yellow or yellow blend
32. Rose, 1 stem, pink
33. Rose, 1 stem, red or red blend
34. Rose, 1 stem, sunset colors
35. Rose, 1 stem unusual color
36. Rose, 1 spray, miniature
37. Rose, 1 spray, floribunda or polyantha
38. Zinnia, large, 1 bloom
39. Zinnia, medium, 3 blooms
40. Zinnia, small, 5 blooms
41. Marigold, large, 1 bloom
42. Marigold, medium, 3 blooms
43. Marigold, small, 5 blooms

44. Dahlia, 1 bloom, any size
45. Geranium, bloom with foliage, 1 stem
46. Any Foliage plant, 1 spray, not over 10"
47. African violet, 1 crown in bloom
48. Cockscomb, plumed
- 49 Cockscomb, crested
50. Ornamental pepper
51. Unusual flower
52. Petunia, 1 spray
53. Blooming, potted plant, pot not over 12"
54. Unusual plant, pot not over 10"
55. Fern any variety, pot not over 10"
56. Begonia, any variety, pot not over 10"
57. Foliage, pot not over 10"
58. Cactus, pot not over 10"
59. Sun Flower, 1 stem any color (No wildflowers)

SENIOR ARTISTIC: Flower Arrangements

Any exhibitor who has won 8 blue ribbons or less in the artistic section of a flower show, may enter A and/or B.

Class Premiums.....\$5.00 4.00 3.00 2.00

A. Senior Artistic--Amateur

60. "Pioneer," mix arrangement using old fashion container
61. "Tea for Two" A small design using fresh flowers and/ or greenery in a tea cup and saucer
62. "Still Green and Growing" All green material.
63. "Wildflower Arrangement" –May use accessories
64. "Fairy Garden" – Miniature Design using fresh and or dry flowers, may use accessories.

B. Senior Artistic--Advanced

65. "Welcome Autumn", Use dry or fresh flower, may use accessories.
66. "Tea for Two" A small design using fresh flowers and/ or greenery in a tea cup and saucer
67. "Still Green and Growing" All green material
68. "Wildflower Arrangement" – May use accessories
69. "Fairy Gardens" – Miniature design using fresh and / or dry flowers may use accessories

FLOWER PHOTOGRAPHY

Class Premiums.....\$5.00...4.00..3.00..2.00

"Flowers and Gardens". All ages, providing they earn less than five percent (5%) of their annual income from the sale of photography. Photos must have been taken during the past 12 months and must be 4" x 6" or 5" x 7" or in size and mounted onto a stiff board, 8" x 10" in size. **Name, address, telephone, class number, and title of print must be on back of photos submitted.**

The Cross Pharmacy



... because healing begins at the cross

Now accepting Medicare Part B for Home Medical Equipment.

Don't forget about our free Medicare Part D Consultations.

Randy Quattlebaum, Pharm.D.

(918)824-1300

1101 NE 1st (Old Hwy. 20) Pryor, OK 74361

**Hours: M-F 8:30 A.M. – 6:30 P.M.
SAT 9:00 A.M. – 1:00 P.M.**

www.thecrosspharmacy.com

... by His wounds we are healed. Isaiah 53:5b

Good Luck at the Mayes County Fair!

SECTION 800
OPEN PHOTOGRAPHY

Residents of Mayes County are eligible to enter photographs in this category, either black and white or color, providing they earn less than five percent (5%) of their annual income from the sale of photography. Photos must have been taken during the past 24 months and must be 8” x 10” or 8” x 12” in size and mounted onto a stiff board, 11” x 14” in size. *Name, address, telephone, class number, and title of print must be on back of photos submitted.*

Limited to two (2) entries per class.

BLACK AND WHITE DIVISION

- 1. Landscape
- 2. Animals
- 3. People
- 4. Special effects-computer image
- 5. Sports

COLOR DIVISION

- 6. Landscape
- 7. Animals
- 8. People
- 9. Special effects- computer image
- 10. Sports

Class Premiums.....\$5.00 4.00 3.00 2.00

**SECTION 900
PET SHOW
SUPERINTENDENT – NANCY WEEMS**

**To Be Held in the Show Barn
5:30 PM Sunday
(After Poultry Awards)**

The Pet Show is open to all children ages 12 and under who are residents of Mayes County. Each animal can enter only two classes. Trophies for First Place, Ribbons. Sign up at 5:00 PM in Show Barn.

ALL PETS

1. Best Trick

DOGS

2. Dog and Owner look alike
3. Most spots
4. Longest ears
5. Best dressed


CATS

6. Cat owner look alike
7. Longest whiskers
8. Best dressed

OTHER PETS (No Dogs or Cats)

9. Owner look alike
10. Most unusual pet
11. Smallest pet


Pet Show Sponsored by
Nancy's Groom Room
449 S. Wood Plaza Pryor, OK 74361



**Telephone: (918) 825-6262
Pet Grooming and Supplies**

Perkins & Ross Farm

Locust Grove, OK



Todd and Melanie Perkins
918-864-1104

Keith and Kristy Ross
918-373-4060

Quality Herefords Since 1948

**Chupp
Implement Company**



Since 1950



4701 South Mill
Pryor, Oklahoma
(918) 825-2044

Good Luck to all the Exhibitors!
We appreciate your business.

RAFTER RANCH

●AQHA HORSES

●COMMERCIAL CATTLE



*Best of Luck to 4-H
And*

FFA Exhibitors!

Larry and Becky Ramsey

2173 S 433

Pryor Creek, Oklahoma 74361

ALPHABETICAL LISTING OF ADVERTISERS

NAME.....PAGE NO.

ANIMAL MEDICAL CLINIC	37
ARVEST BANK	38
BANK OF COMMERCE	123
BANK OF LOCUST GROVE	126
BEGGS PHARMACY	55
C & R OIL COMPANY	125
CATES RECYCLING & TRUCKING	29
CHOUTEAU LIME	35
CHUPP IMPLEMENT COMPANY	152
CHUPPS AUCTION CO.	46
COBA- SELECT SIRES	43
COWBOY RIGS	140
CUNNINGHAM MARKETING SERVICES	54
FARM CREDIT SERVICE	52
FIRST STATE BANK	37
FLEA MARKET SWAP MEET	32
GINGRICH SERVICE	56
JUDGE SHAWN TAYLOR	9
KNOTT CLUB LAMBS	34
L & S FEED	121
LAKESIDE BANK OF SALINA	129
LOCUST GROVE ANIMAL CLINIC	42
MAYES COUNTY CONSERVATION	127
MAYES COUNTY FARM BUREAU	52
MAYES COUNTY FEED	59
MCLAIN & SON'S AUTO	30
MOORE FARMS FEED & HAY	40
MOORE'S FISH FARM	14
NANCY'S GROOM ROOM	150
OKLAHOMA FARM BUREAU INSURANCE	141
PERKINS & ROSS HEREFORDS	151
PIG-N-OUT	29
P&K	39
PRYOR PATCHERS	135
PRYOR VETERINARY HOSPITAL	32
RAFTER 3 RANCH	153
RCB BANK	25

ROBERTS AUTO CENTER	120
ROSS SHEEP FARM	33
SALINA SPAVINAW TELEPHONE	24
SLACKERS FITNESS	43
THE CROSS PHARMACY	148
THOMAS RESTAURANT	51
TRACTOR SUPPLY COMPANY	31
TULSA STOCKYARDS	42
TURNER'S LP GAS	118
UNDERWOOD TRUCKING	124
WILDCAT DAIRY DEAL	122

SPECIAL AWARDS

FARM BUREAU INSURANCE AGENTS	137
(OUTSTANDING HCE EXHIBIT & OPEN CLASS EXHIBIT)	
FARM BUREAU INSURANCE AGENTS	15
(SHOWMANSHIP AWARDS- BELT BUCKLES)	
FARM CREDIT SERVICES	15
(GRAND CHAMPION MKT. AWARDS- DIRECTOR'S CHAIRS)	
MAYES COUNTY FARM BUREAU BOARD OF DIRECTORS	130
(CHAMPION FRUIT, VEG, FORAGE, AND GRAIN)	
MAYES COUNTY FARM BUREAU BOARD OF DIRECTORS	15
(FARM FAMILY OF THE YEAR- FARM FAMILY JACKETS)	
TANDY LEATHER	68
(4-H LEATHER CRAFT KITS)	

THANK YOU TO OUR SPECIAL AWARD SPONSORS
WE APPRECIATE YOU SUPPORTING THE MAYES COUNTY FAIR!